

1.2 騒音

1.2.1 総合騒音及び特定騒音

資料 1 夏季調査 平日

単位 : dB

| 測定地点名称 | | 特定騒音No.1 | | | | | |
|------------|-------------|-------------|----------|-----------|-----------|-------------------|----------------------|
| 測定年月日 | 時間区分 | 測定時間 | 時間率騒音レベル | | | 最大値 L_{Amax} | 等価騒音レベル L_{Aeq} |
| | | | L_{A5} | L_{A50} | L_{A95} | | |
| 平成28年7月13日 | 朝 | 6:00~6:10 | 54 | 52 | 50 | 55 | 52 |
| | | 7:10~7:20 | 61 | 54 | 50 | 62 | 57 |
| 平成28年7月12日 | 昼間 | 8:10~8:20 | 56 | 53 | 49 | 56 | 53 |
| | | 9:00~9:10 | 48 | 47 | 46 | 49 | 47 |
| | | 10:00~10:10 | 48 | 45 | 44 | 50 | 46 |
| | | 11:00~11:10 | 50 | 47 | 46 | 53 | 48 |
| | | 12:00~12:10 | 53 | 48 | 46 | 56 | 50 |
| | | 13:00~13:10 | 53 | 48 | 46 | 55 | 49 |
| | | 14:00~14:10 | 51 | 49 | 47 | 51 | 49 |
| | | 15:00~15:10 | 50 | 46 | 45 | 52 | 47 |
| | | 16:00~16:10 | 50 | 47 | 45 | 52 | 48 |
| | 夕 | 17:00~17:10 | 53 | 50 | 48 | 53 | 50 |
| | | 18:30~18:40 | 59 | 55 | 52 | 60 | 56 |
| | | 19:00~19:10 | 50 | 49 | 48 | 51 | 49 |
| | | 20:00~20:10 | 49 | 48 | 47 | 50 | 48 |
| 夜間 | 21:00~21:10 | 50 | 48 | 47 | 51 | 48 | |
| | 22:00~22:10 | 50 | 48 | 48 | 51 | 49 | |
| | 23:10~23:20 | 44 | 43 | 42 | 45 | 43 | |
| | 0:00~0:10 | 44 | 43 | 42 | 47 | 43 | |
| | 1:00~1:10 | 45 | 43 | 42 | 48 | 43 | |
| 平成28年7月13日 | 夜間 | 2:00~2:10 | 44 | 43 | 42 | 46 | 43 |
| | | 3:00~3:10 | 44 | 43 | 42 | 48 | 43 |
| | | 4:00~4:10 | 45 | 44 | 43 | 47 | 44 |
| | | 5:00~5:10 | 47 | 46 | 44 | 48 | 46 |

| 測定地点名称 | | 特定騒音No.2 | | | | | |
|------------|-------------|-------------|----------|-----------|-----------|-------------------|----------------------|
| 測定年月日 | 時間区分 | 測定時間 | 時間率騒音レベル | | | 最大値 L_{Amax} | 等価騒音レベル L_{Aeq} |
| | | | L_{A5} | L_{A50} | L_{A95} | | |
| 平成28年7月13日 | 朝 | 6:00~6:10 | 48 | 47 | 46 | 49 | 47 |
| | | 7:00~7:10 | 48 | 47 | 46 | 48 | 47 |
| 平成28年7月12日 | 昼間 | 8:00~8:10 | 47 | 46 | 44 | 48 | 46 |
| | | 9:00~9:10 | 48 | 46 | 44 | 50 | 46 |
| | | 10:20~10:30 | 52 | 50 | 48 | 52 | 50 |
| | | 11:00~11:10 | 48 | 48 | 47 | 49 | 48 |
| | | 12:00~12:10 | 50 | 49 | 48 | 50 | 49 |
| | | 13:00~13:10 | 46 | 44 | 43 | 46 | 44 |
| | | 14:00~14:10 | 49 | 48 | 46 | 49 | 48 |
| | | 15:00~15:10 | 49 | 48 | 47 | 49 | 48 |
| | | 16:00~16:10 | 49 | 48 | 46 | 50 | 48 |
| | 夕 | 17:00~17:10 | 51 | 50 | 50 | 51 | 50 |
| | | 18:10~18:20 | 51 | 50 | 49 | 51 | 50 |
| | | 19:40~19:50 | 48 | 47 | 45 | 49 | 47 |
| | | 20:00~20:10 | 48 | 46 | 45 | 49 | 46 |
| 夜間 | 21:00~21:10 | 47 | 46 | 44 | 49 | 46 | |
| | 22:00~22:10 | 47 | 46 | 45 | 48 | 46 | |
| | 23:00~23:10 | 46 | 45 | 44 | 49 | 45 | |
| | 0:00~0:10 | 46 | 44 | 43 | 47 | 45 | |
| | 1:00~1:10 | 46 | 45 | 44 | 47 | 45 | |
| 平成28年7月13日 | 夜間 | 2:00~2:10 | 45 | 44 | 43 | 47 | 44 |
| | | 3:00~3:10 | 45 | 44 | 43 | 47 | 44 |
| | | 4:00~4:10 | 46 | 45 | 44 | 47 | 45 |
| | | 5:00~5:10 | 49 | 48 | 47 | 50 | 48 |

| 調査場所 | | No.3 西側民家付近 | | | | | | | | | | | |
|-------|-------|-------------------------------|---------------------------------|-------------------------------------|-------------------------------------|--------------|--------------|--------------|------|------|------|------|--|
| 調査年月日 | | 平成28年7月12日(火) ～ 平成28年7月13日(水) | | | | | | | | | | | |
| 基準時間帯 | 日付 | 観測時間 | 騒音実測時間 | | 騒音レベルの 最大値 (dB) L_{Amax} | | | | | | | | |
| | | | 開始時間 | 終了時間 | | | | | | | | | |
| | | 有効実測時間 (分) t | 等価騒音レベル (dB) $L_{Aeq,1h}$ | 騒音レベルの 最大値 (dB) L_{Amax} | | | | | | | | | |
| | | | | 時間率騒音レベル (dB) | | | | | | | | | |
| | | | | $L_{A5,1h}$ | $L_{A10,1h}$ | $L_{A50,1h}$ | $L_{A90,1h}$ | $L_{A95,1h}$ | | | | | |
| | | | | | | | | 基準時間帯平均 | | | | | |
| | | | | | | | | 等価騒音レベル | | | | | |
| | | | | | | | | 騒音レベル(dB)※ | | | | | |
| | | | | | | | | 時間率騒音レベル | | | | | |
| 昼 | 7/13 | 6～7 | 6:00 | 7:00 | 60 | 57.8 | 77.3 | 62.4 | 60.2 | 53.4 | 48.4 | 47.7 | $L_{A50,16h}$ 56 $L_{A50,16h}$ 52 |
| | | 7～8 | 7:00 | 8:00 | 60 | 58.5 | 76.4 | 62.6 | 60.9 | 56.2 | 51.4 | 50.5 | |
| | 7/12 | 8～9 | 8:00 | 9:00 | 60 | 56.9 | 77.2 | 61.8 | 59.5 | 52.7 | 46.7 | 45.8 | |
| | | 9～10 | 9:00 | 10:00 | 60 | 56.8 | 77.2 | 61.6 | 59.1 | 51.4 | 45.6 | 44.7 | |
| | | 10～11 | 10:00 | 11:00 | 60 | 55.8 | 74.5 | 60.8 | 58.3 | 50.9 | 45.0 | 44.2 | |
| | | 11～12 | 11:00 | 12:00 | 60 | 56.1 | 75.8 | 61.0 | 58.5 | 51.6 | 46.1 | 45.2 | |
| | | 12～13 | 12:00 | 13:00 | 60 | 55.0 | 74.6 | 59.9 | 57.5 | 50.0 | 44.3 | 43.5 | |
| | | 13～14 | 13:00 | 14:00 | 59 | 54.9 | 74.3 | 59.8 | 57.3 | 50.0 | 44.6 | 44.0 | |
| | | 14～15 | 14:00 | 15:00 | 60 | 54.8 | 76.2 | 59.7 | 57.3 | 49.8 | 44.1 | 43.3 | |
| | | 15～16 | 15:00 | 16:00 | 60 | 55.2 | 71.8 | 59.9 | 57.7 | 51.6 | 46.5 | 45.6 | |
| | | 16～17 | 16:00 | 17:00 | 60 | 56.9 | 76.9 | 60.9 | 59.0 | 53.6 | 48.9 | 48.0 | |
| | | 17～18 | 17:00 | 18:00 | 59 | 59.0 | 75.3 | 61.5 | 60.2 | 55.9 | 51.9 | 51.0 | |
| 間 | 7/12 | 18～19 | 18:00 | 19:00 | 35 | 56.1 | 70.8 | 60.1 | 58.8 | 53.8 | 48.4 | 47.5 | $L_{Aeq,8h}$ 52 $L_{A50,8h}$ 44 |
| | | 19～20 | 19:00 | 20:00 | 60 | 55.1 | 74.6 | 59.2 | 57.6 | 52.3 | 48.2 | 47.5 | |
| | 20～21 | 20:00 | 21:00 | 60 | 53.9 | 72.6 | 58.4 | 56.5 | 49.6 | 44.7 | 44.0 | | |
| | 21～22 | 21:00 | 22:00 | 60 | 53.9 | 72.1 | 59.0 | 56.8 | 49.2 | 44.5 | 43.8 | | |
| | 22～23 | 22:00 | 23:00 | 60 | 53.9 | 71.7 | 58.3 | 55.6 | 47.7 | 43.3 | 42.7 | | |
| | 7/13 | 23～0 | 23:00 | 0:00 | 60 | 51.6 | 71.7 | 56.1 | 53.3 | 44.5 | 41.4 | 40.9 | |
| | | 0～1 | 0:00 | 1:00 | 60 | 51.8 | 74.9 | 54.5 | 51.9 | 44.0 | 41.3 | 40.9 | |
| | | 1～2 | 1:00 | 2:00 | 60 | 50.6 | 72.7 | 52.7 | 50.1 | 42.6 | 40.7 | 40.4 | |
| | | 2～3 | 2:00 | 3:00 | 59 | 49.5 | 72.2 | 50.6 | 48.5 | 42.4 | 40.6 | 40.3 | |
| | | 3～4 | 3:00 | 4:00 | 60 | 50.0 | 74.2 | 51.5 | 49.2 | 41.8 | 40.1 | 39.8 | |
| 4～5 | | 4:00 | 5:00 | 60 | 50.6 | 73.4 | 53.6 | 50.9 | 43.5 | 41.3 | 41.0 | | |
| 夜 | | 7/12 | 5～6 | 5:00 | 6:00 | 59 | 55.2 | 75.7 | 57.9 | 55.5 | 48.9 | 46.8 | 46.5 |
| | | | 6～7 | 6:00 | 7:00 | 60 | 57.8 | 77.3 | 62.4 | 60.2 | 53.4 | 48.4 | 47.7 |

※ 基準時間帯平均騒音レベルは、等価騒音レベルがエネルギー平均、時間率騒音レベルが算術平均です。
 $L_{Aeq}(エネルギー平均)=10 \cdot \log\{1/n \times (10^{L_{A5,1h}/10} + 10^{L_{A10,1h}/10} + 10^{L_{A50,1h}/10} + \dots + 10^{L_{Amax}/10})\}$

| 測定地点名称 | | 特定騒音No.1 | | | | | |
|-------------|------|-------------|----------|-----------|-----------|-------------------|----------------------|
| 測定年月日 | 時間区分 | 測定時間 | 時間率騒音レベル | | | 最大値 L_{Amax} | 等価騒音レベル L_{Aeq} |
| | | | L_{A5} | L_{A50} | L_{A95} | | |
| 平成28年7月17日 | 朝 | 6:00~6:10 | 49 | 45 | 43 | 51 | 46 |
| | | 7:00~7:10 | 48 | 46 | 45 | 49 | 46 |
| 平成28年7月16日 | 昼間 | 8:50~9:00 | 52 | 49 | 46 | 53 | 49 |
| | | 9:00~9:10 | 53 | 51 | 49 | 55 | 51 |
| | | 10:40~10:50 | 54 | 52 | 50 | 55 | 52 |
| | | 11:10~11:20 | 52 | 49 | 48 | 53 | 50 |
| | | 12:10~12:20 | 52 | 51 | 48 | 54 | 51 |
| | | 13:10~13:20 | 52 | 50 | 48 | 53 | 50 |
| | | 14:10~14:20 | 55 | 51 | 48 | 57 | 52 |
| | | 15:30~15:40 | 53 | 52 | 48 | 54 | 51 |
| | | 16:50~17:00 | 53 | 50 | 48 | 55 | 51 |
| | | 17:50~18:00 | 54 | 51 | 50 | 55 | 52 |
| | 夕 | 18:30~18:40 | 53 | 51 | 47 | 55 | 51 |
| | | 19:40~19:50 | 52 | 48 | 46 | 53 | 49 |
| | | 20:00~20:10 | 49 | 47 | 45 | 53 | 47 |
| | 夜間 | 21:00~21:10 | 51 | 46 | 44 | 53 | 47 |
| 22:00~22:10 | | 51 | 44 | 43 | 57 | 45 | |
| 23:00~23:10 | | 47 | 44 | 43 | 52 | 45 | |
| 0:00~0:10 | | 48 | 44 | 43 | 53 | 45 | |
| 平成28年7月17日 | 夜間 | 1:00~1:10 | 45 | 43 | 43 | 48 | 44 |
| | | 2:00~2:10 | 46 | 44 | 43 | 52 | 44 |
| | | 3:00~3:10 | 44 | 43 | 42 | 53 | 43 |
| | | 4:00~4:10 | 44 | 43 | 42 | 47 | 43 |
| | | 5:00~5:10 | 49 | 45 | 44 | 53 | 46 |

| 測定地点名称 | | 特定騒音No.2 | | | | | |
|-------------|------|-------------|----------|-----------|-----------|-------------------|----------------------|
| 測定年月日 | 時間区分 | 測定時間 | 時間率騒音レベル | | | 最大値 L_{Amax} | 等価騒音レベル L_{Aeq} |
| | | | L_{A5} | L_{A50} | L_{A95} | | |
| 平成28年7月17日 | 朝 | 6:00~6:10 | 47 | 45 | 44 | 49 | 45 |
| | | 7:00~7:10 | 48 | 46 | 44 | 48 | 46 |
| 平成28年7月16日 | 昼間 | 8:00~8:10 | 49 | 48 | 47 | 50 | 48 |
| | | 9:20~9:30 | 50 | 49 | 48 | 50 | 49 |
| | | 10:00~10:10 | 49 | 48 | 47 | 50 | 48 |
| | | 11:00~11:10 | 49 | 48 | 48 | 50 | 48 |
| | | 12:00~12:10 | 47 | 46 | 45 | 49 | 46 |
| | | 13:00~13:10 | 47 | 46 | 45 | 48 | 46 |
| | | 14:00~14:10 | 47 | 46 | 46 | 47 | 46 |
| | | 15:00~15:10 | 48 | 47 | 46 | 48 | 47 |
| | | 16:00~16:10 | 48 | 46 | 45 | 49 | 46 |
| | | 17:00~17:10 | 47 | 46 | 45 | 47 | 46 |
| | 夕 | 18:00~18:10 | 48 | 47 | 46 | 49 | 47 |
| | | 19:00~19:10 | 49 | 47 | 46 | 49 | 47 |
| | | 20:00~20:10 | 46 | 45 | 44 | 47 | 45 |
| | 夜間 | 21:00~21:10 | 47 | 45 | 44 | 48 | 45 |
| 22:00~22:10 | | 46 | 45 | 44 | 47 | 45 | |
| 23:00~23:10 | | 46 | 45 | 44 | 48 | 45 | |
| 0:00~0:10 | | 46 | 45 | 43 | 48 | 45 | |
| 平成28年7月17日 | 夜間 | 1:00~1:10 | 46 | 44 | 43 | 48 | 44 |
| | | 2:00~2:10 | 46 | 44 | 43 | 47 | 44 |
| | | 3:00~3:10 | 46 | 44 | 43 | 48 | 44 |
| | | 4:00~4:10 | 45 | 44 | 43 | 47 | 44 |
| | | 5:00~5:10 | 47 | 45 | 44 | 49 | 45 |

| 調査場所 | | No.3 西側民家付近 | | | | | | | | | | | |
|-------|------|-------------------------------|---------------------------------|---------------|-------------------------------------|--------------|--------------|--------------|---------|----------|------|------|---------------------|
| 調査年月日 | | 平成28年7月16日(土) ～ 平成28年7月17日(日) | | | | | | | | | | | |
| 基準時間帯 | 日付 | 観測時間 | 騒音実測時間 | | 騒音レベルの 最大値 (dB) L_{Amax} | | | | | | | | |
| | | | 開始時間 | 終了時間 | | | | | | | | | |
| | | 有効実測時間 (分) t | 等価騒音レベル (dB) $L_{Aeq,1h}$ | 時間率騒音レベル (dB) | | 基準時間帯平均 | | | | | | | |
| | | | | $L_{A5,1h}$ | $L_{A10,1h}$ | $L_{A50,1h}$ | $L_{A90,1h}$ | $L_{A95,1h}$ | 等価騒音レベル | 時間率騒音レベル | | | |
| 昼 | 7/17 | 6～7 | 6:00 | 7:00 | 59 | 55.6 | 79.4 | 60.8 | 58.3 | 49.0 | 43.1 | 42.6 | $L_{A50,16h}$ 58 |
| | | 7～8 | 7:00 | 8:00 | 60 | 56.2 | 77.4 | 61.2 | 59.5 | 51.8 | 44.9 | 44.1 | |
| | | 8～9 | 8:00 | 9:00 | 60 | 58.2 | 76.7 | 63.0 | 60.9 | 53.9 | 48.6 | 47.6 | |
| | | 9～10 | 9:00 | 10:00 | 60 | 58.5 | 88.4 | 62.9 | 60.7 | 54.3 | 49.2 | 48.5 | |
| | | 10～11 | 10:00 | 11:00 | 59 | 58.2 | 73.9 | 62.9 | 60.9 | 54.9 | 49.0 | 48.2 | |
| | | 11～12 | 11:00 | 12:00 | 59 | 58.5 | 80.8 | 63.5 | 61.4 | 54.8 | 49.4 | 48.5 | |
| | | 12～13 | 12:00 | 13:00 | 60 | 57.8 | 77.4 | 62.1 | 60.1 | 53.6 | 48.3 | 47.3 | |
| | | 13～14 | 13:00 | 14:00 | 60 | 57.3 | 77.2 | 62.1 | 59.9 | 53.7 | 47.6 | 46.7 | |
| | | 14～15 | 14:00 | 15:00 | 60 | 58.4 | 75.3 | 62.6 | 60.8 | 55.5 | 50.9 | 50.0 | |
| | | 15～16 | 15:00 | 16:00 | 59 | 58.5 | 76.1 | 62.7 | 61.1 | 56.1 | 51.5 | 50.6 | |
| | | 16～17 | 16:00 | 17:00 | 60 | 62.2 | 80.8 | 65.0 | 63.8 | 60.5 | 57.5 | 56.8 | |
| | 間 | 7/17 | 17～18 | 17:00 | 18:00 | 60 | 58.4 | 79.2 | 62.5 | 61.0 | 56.1 | 51.7 | |
| | | 18～19 | 18:00 | 19:00 | 60 | 57.7 | 85.1 | 61.7 | 60.3 | 54.6 | 49.2 | 48.4 | |
| | | 19～20 | 19:00 | 20:00 | 60 | 55.9 | 74.7 | 60.8 | 59.2 | 52.3 | 46.4 | 45.5 | |
| | | 20～21 | 20:00 | 21:00 | 60 | 54.5 | 76.6 | 60.0 | 58.1 | 49.5 | 44.3 | 43.7 | |
| | | 21～22 | 21:00 | 22:00 | 59 | 53.6 | 71.0 | 59.5 | 57.1 | 48.0 | 43.1 | 42.7 | |
| | | 22～23 | 22:00 | 23:00 | 60 | 52.2 | 71.4 | 58.4 | 55.4 | 46.0 | 41.7 | 41.3 | |
| | | 23～0 | 23:00 | 0:00 | 60 | 52.4 | 76.9 | 56.2 | 52.9 | 44.4 | 41.5 | 41.2 | |
| | | 0～1 | 0:00 | 1:00 | 60 | 51.6 | 77.9 | 55.5 | 51.9 | 43.5 | 40.6 | 40.3 | |
| | | 1～2 | 1:00 | 2:00 | 60 | 50.2 | 73.6 | 53.6 | 50.4 | 42.7 | 40.6 | 40.3 | |
| | | 2～3 | 2:00 | 3:00 | 60 | 50.0 | 75.9 | 52.0 | 49.1 | 42.6 | 40.6 | 40.2 | |
| | | 3～4 | 3:00 | 4:00 | 60 | 50.2 | 74.1 | 52.4 | 49.6 | 42.7 | 40.7 | 40.4 | |
| | | 4～5 | 4:00 | 5:00 | 59 | 50.4 | 74.3 | 54.3 | 51.5 | 43.4 | 41.2 | 40.9 | |
| 夜 | 7/16 | 5～6 | 5:00 | 6:00 | 59 | 54.7 | 75.0 | 59.9 | 57.2 | 47.9 | 43.6 | 43.1 | $L_{Aeq,8h}$ 52 |
| | 7/17 | | | | | | | | | | | | |

※ 基準時間帯平均騒音レベルは、等価騒音レベルがエネルギー平均、時間率騒音レベルが算術平均です。
 $L_{Aeq}(エネルギー平均)=10 \cdot \log\{1/n \times (10^{L_{A5,1h}/10} + 10^{L_{A10,1h}/10} + 10^{L_{A50,1h}/10} + \dots + 10^{L_{A95,1h}/10})\}$

| 測定地点名称 | | 特定騒音No.1 | | | | | |
|------------|-------------|-------------|----------|-----------|-----------|-------------------|----------------------|
| 測定年月日 | 時間区分 | 測定時間 | 時間率騒音レベル | | | 最大値 L_{Amax} | 等価騒音レベル L_{Aeq} |
| | | | L_{A5} | L_{A50} | L_{A95} | | |
| 平成29年1月19日 | 朝 | 6:00~6:10 | 47 | 44 | 42 | 48 | 45 |
| | | 7:00~7:10 | 60 | 58 | 57 | 61 | 58 |
| 平成29年1月18日 | 昼間 | 8:00~8:10 | 45 | 43 | 42 | 48 | 43 |
| | | 9:20~9:30 | 52 | 49 | 47 | 54 | 49 |
| | | 10:00~10:10 | 51 | 48 | 47 | 53 | 49 |
| | | 11:00~11:10 | 52 | 47 | 45 | 53 | 49 |
| | | 12:00~12:10 | 47 | 45 | 44 | 48 | 45 |
| | | 13:10~13:20 | 51 | 49 | 44 | 52 | 49 |
| | | 14:00~14:10 | 53 | 48 | 45 | 54 | 49 |
| | | 15:00~15:10 | 50 | 46 | 45 | 51 | 47 |
| | 夕 | 16:10~16:20 | 48 | 44 | 43 | 48 | 45 |
| | | 17:10~17:20 | 55 | 48 | 43 | 56 | 51 |
| | | 18:20~18:30 | 52 | 49 | 46 | 54 | 49 |
| | | 19:10~19:20 | 52 | 45 | 43 | 55 | 48 |
| | | 20:00~20:10 | 51 | 48 | 44 | 52 | 49 |
| 夜間 | 21:00~21:10 | 45 | 43 | 42 | 47 | 44 | |
| | 22:00~22:10 | 43 | 41 | 40 | 44 | 42 | |
| | 23:00~23:10 | 42 | 40 | 39 | 43 | 40 | |
| | 0:00~0:10 | 38 | 37 | 36 | 40 | 37 | |
| | 1:00~1:10 | 39 | 38 | 37 | 40 | 38 | |
| 平成29年1月19日 | 夜間 | 2:00~2:10 | 40 | 38 | 38 | 42 | 39 |
| | | 3:00~3:10 | 41 | 40 | 37 | 44 | 40 |
| | | 4:00~4:10 | 42 | 40 | 38 | 44 | 40 |
| | | 5:00~5:10 | 42 | 40 | 38 | 44 | 40 |

| 測定地点名称 | | 特定騒音No.2 | | | | | |
|------------|-------------|-------------|----------|-----------|-----------|-------------------|----------------------|
| 測定年月日 | 時間区分 | 測定時間 | 時間率騒音レベル | | | 最大値 L_{Amax} | 等価騒音レベル L_{Aeq} |
| | | | L_{A5} | L_{A50} | L_{A95} | | |
| 平成29年1月19日 | 朝 | 6:00~6:10 | 48 | 45 | 43 | 50 | 45 |
| | | 7:00~7:10 | 51 | 48 | 47 | 53 | 49 |
| 平成29年1月18日 | 昼間 | 8:00~8:10 | 50 | 47 | 45 | 52 | 47 |
| | | 9:00~9:10 | 50 | 48 | 46 | 51 | 48 |
| | | 10:00~10:10 | 49 | 48 | 46 | 52 | 48 |
| | | 11:00~11:10 | 49 | 47 | 45 | 50 | 47 |
| | | 12:00~12:10 | 48 | 46 | 45 | 51 | 47 |
| | | 13:00~13:10 | 48 | 47 | 45 | 50 | 47 |
| | | 14:00~14:10 | 49 | 47 | 46 | 50 | 47 |
| | | 15:00~15:10 | 50 | 48 | 46 | 51 | 48 |
| | 夕 | 16:00~16:10 | 49 | 46 | 44 | 53 | 47 |
| | | 17:00~17:10 | 48 | 46 | 45 | 50 | 46 |
| | | 18:00~18:10 | 49 | 46 | 45 | 51 | 47 |
| | | 19:00~19:10 | 49 | 47 | 46 | 51 | 47 |
| | | 20:00~20:10 | 48 | 46 | 45 | 51 | 46 |
| 夜間 | 21:00~21:10 | 48 | 46 | 44 | 50 | 46 | |
| | 22:00~22:10 | 46 | 44 | 42 | 51 | 44 | |
| | 23:00~23:10 | 45 | 43 | 42 | 48 | 43 | |
| | 0:00~0:10 | 43 | 41 | 41 | 45 | 41 | |
| | 1:00~1:10 | 43 | 41 | 41 | 45 | 42 | |
| 平成29年1月19日 | 夜間 | 2:00~2:10 | 44 | 42 | 41 | 47 | 42 |
| | | 3:00~3:10 | 44 | 42 | 41 | 47 | 43 |
| | | 4:00~4:10 | 44 | 42 | 41 | 46 | 42 |
| | | 5:00~5:10 | 45 | 43 | 42 | 48 | 43 |

| 調査場所 | | 総合騒音No.3 | | | | | | | | | | | | |
|-------|-------|-------------------------------|--------|-------|----------------|-------------------------------------|-------------------------------------|--------------------|---------------------|---------------------|---------------------------|----------------------------|----------------------------|----------------------------|
| 調査年月日 | | 平成29年1月18日(水) ～ 平成29年1月19日(木) | | | | | | | | | | | | |
| 基準時間帯 | 日付 | 観測時間 | 騒音実測時間 | | 有効実測時間(分) t | 騒音レベルの最大値 L _{Amax} (dB) | 等価騒音レベル L _{Aeq,1h} (dB) | 時間率騒音レベル(dB) | | | | | 基準時間帯平均 | |
| | | | 開始時間 | 終了時間 | | | | L _{A5,1h} | L _{A10,1h} | L _{A50,1h} | L _{A90,1h} | L _{A95,1h} | 等価騒音レベル | 騒音レベル(dB)※ 時間率騒音レベル |
| 昼 | 1/19 | 6～7 | 7:00 | 7:00 | 60 | 70.9 | 54.7 | 57.9 | 56.3 | 51.6 | 48.1 | 47.5 | L _{Aeq,16h} 54 | L _{A50,16h} 50 |
| | | | | | | | | 58.5 | 56.8 | 52.9 | 50.3 | 49.8 | | |
| | | | | | | | | 59.3 | 57.2 | 51.2 | 46.8 | 45.9 | | |
| | | | | | | | | 56.6 | 54.6 | 49.1 | 44.4 | 43.7 | | |
| | | | | | | | | 58.1 | 55.6 | 49.1 | 44.3 | 43.6 | | |
| | | | | | | | | 57.1 | 54.6 | 48.6 | 43.2 | 42.4 | | |
| | | | | | | | | 57.7 | 55.0 | 48.6 | 43.3 | 42.4 | | |
| | 1/18 | 7～8 | 8:00 | 8:00 | 60 | 76.1 | 55.2 | 58.5 | 56.8 | 52.9 | 50.3 | 49.8 | L _{Aeq,8h} 49 | L _{A50,8h} 42 |
| | | | | | | | | 59.3 | 57.2 | 51.2 | 46.8 | 45.9 | | |
| | | | | | | | | 56.6 | 54.6 | 49.1 | 44.4 | 43.7 | | |
| | | | | | | | | 58.1 | 55.6 | 49.1 | 44.3 | 43.6 | | |
| | | | | | | | | 57.1 | 54.6 | 48.6 | 43.2 | 42.4 | | |
| | | | | | | | | 57.7 | 55.0 | 48.6 | 43.3 | 42.4 | | |
| | | | | | | | | 57.7 | 55.2 | 49.1 | 44.1 | 43.3 | | |
| 間 | 1/19 | 8～9 | 9:00 | 9:00 | 60 | 76.0 | 54.9 | 58.5 | 56.1 | 49.8 | 44.7 | L _{Aeq,16h} 54 | L _{A50,16h} 50 | |
| | | | | | | | | 59.3 | 57.2 | 51.2 | 46.8 | | | 45.9 |
| | | | | | | | | 56.6 | 54.6 | 49.1 | 44.4 | | | 43.7 |
| | | | | | | | | 58.1 | 55.6 | 49.1 | 44.3 | | | 43.6 |
| | | | | | | | | 57.1 | 54.6 | 48.6 | 43.2 | | | 42.4 |
| | | | | | | | | 57.7 | 55.0 | 48.6 | 43.3 | | | 42.4 |
| | | | | | | | | 57.7 | 55.2 | 49.1 | 44.1 | | | 43.3 |
| | 1/18 | 9～10 | 10:00 | 10:00 | 59 | 77.6 | 52.8 | 58.5 | 56.6 | 51.6 | 46.7 | L _{Aeq,8h} 49 | L _{A50,8h} 42 | |
| | | | | | | | | 59.3 | 57.2 | 51.2 | 46.8 | | | 45.9 |
| | | | | | | | | 56.6 | 54.6 | 49.1 | 44.4 | | | 43.7 |
| | | | | | | | | 58.1 | 55.6 | 49.1 | 44.3 | | | 43.6 |
| | | | | | | | | 57.1 | 54.6 | 48.6 | 43.2 | | | 42.4 |
| | | | | | | | | 57.7 | 55.0 | 48.6 | 43.3 | | | 42.4 |
| | | | | | | | | 57.7 | 55.2 | 49.1 | 44.1 | | | 43.3 |
| 1/19 | 10～11 | 11:00 | 11:00 | 60 | 80.6 | 54.3 | 58.5 | 56.6 | 51.6 | 46.7 | L _{Aeq,8h} 49 | L _{A50,8h} 42 | | |
| | | | | | | | 59.3 | 57.2 | 51.2 | 46.8 | | | 45.9 | |
| | | | | | | | 56.6 | 54.6 | 49.1 | 44.4 | | | 43.7 | |
| | | | | | | | 58.1 | 55.6 | 49.1 | 44.3 | | | 43.6 | |
| | | | | | | | 57.1 | 54.6 | 48.6 | 43.2 | | | 42.4 | |
| | | | | | | | 57.7 | 55.0 | 48.6 | 43.3 | | | 42.4 | |
| | | | | | | | 57.7 | 55.2 | 49.1 | 44.1 | | | 43.3 | |
| 1/18 | 11～12 | 12:00 | 12:00 | 60 | 75.2 | 52.7 | 58.5 | 56.6 | 51.6 | 46.7 | L _{Aeq,8h} 49 | L _{A50,8h} 42 | | |
| | | | | | | | 59.3 | 57.2 | 51.2 | 46.8 | | | 45.9 | |
| | | | | | | | 56.6 | 54.6 | 49.1 | 44.4 | | | 43.7 | |
| | | | | | | | 58.1 | 55.6 | 49.1 | 44.3 | | | 43.6 | |
| | | | | | | | 57.1 | 54.6 | 48.6 | 43.2 | | | 42.4 | |
| | | | | | | | 57.7 | 55.0 | 48.6 | 43.3 | | | 42.4 | |
| | | | | | | | 57.7 | 55.2 | 49.1 | 44.1 | | | 43.3 | |
| 1/19 | 12～13 | 13:00 | 13:00 | 60 | 74.7 | 53.1 | 58.5 | 56.6 | 51.6 | 46.7 | L _{Aeq,8h} 49 | L _{A50,8h} 42 | | |
| | | | | | | | 59.3 | 57.2 | 51.2 | 46.8 | | | 45.9 | |
| | | | | | | | 56.6 | 54.6 | 49.1 | 44.4 | | | 43.7 | |
| | | | | | | | 58.1 | 55.6 | 49.1 | 44.3 | | | 43.6 | |
| | | | | | | | 57.1 | 54.6 | 48.6 | 43.2 | | | 42.4 | |
| | | | | | | | 57.7 | 55.0 | 48.6 | 43.3 | | | 42.4 | |
| | | | | | | | 57.7 | 55.2 | 49.1 | 44.1 | | | 43.3 | |
| 1/18 | 13～14 | 13:59 | 13:59 | 60 | 75.4 | 53.2 | 58.5 | 56.6 | 51.6 | 46.7 | L _{Aeq,8h} 49 | L _{A50,8h} 42 | | |
| | | | | | | | 59.3 | 57.2 | 51.2 | 46.8 | | | 45.9 | |
| | | | | | | | 56.6 | 54.6 | 49.1 | 44.4 | | | 43.7 | |
| | | | | | | | 58.1 | 55.6 | 49.1 | 44.3 | | | 43.6 | |
| | | | | | | | 57.1 | 54.6 | 48.6 | 43.2 | | | 42.4 | |
| | | | | | | | 57.7 | 55.0 | 48.6 | 43.3 | | | 42.4 | |
| | | | | | | | 57.7 | 55.2 | 49.1 | 44.1 | | | 43.3 | |
| 1/19 | 14～15 | 14:00 | 14:00 | 59 | 80.7 | 54.2 | 58.5 | 56.6 | 51.6 | 46.7 | L _{Aeq,8h} 49 | L _{A50,8h} 42 | | |
| | | | | | | | 59.3 | 57.2 | 51.2 | 46.8 | | | 45.9 | |
| | | | | | | | 56.6 | 54.6 | 49.1 | 44.4 | | | 43.7 | |
| | | | | | | | 58.1 | 55.6 | 49.1 | 44.3 | | | 43.6 | |
| | | | | | | | 57.1 | 54.6 | 48.6 | 43.2 | | | 42.4 | |
| | | | | | | | 57.7 | 55.0 | 48.6 | 43.3 | | | 42.4 | |
| | | | | | | | 57.7 | 55.2 | 49.1 | 44.1 | | | 43.3 | |
| 1/18 | 15～16 | 15:00 | 15:00 | 58 | 78.3 | 54.9 | 58.5 | 56.6 | 51.6 | 46.7 | L _{Aeq,8h} 49 | L _{A50,8h} 42 | | |
| | | | | | | | 59.3 | 57.2 | 51.2 | 46.8 | | | 45.9 | |
| | | | | | | | 56.6 | 54.6 | 49.1 | 44.4 | | | 43.7 | |
| | | | | | | | 58.1 | 55.6 | 49.1 | 44.3 | | | 43.6 | |
| | | | | | | | 57.1 | 54.6 | 48.6 | 43.2 | | | 42.4 | |
| | | | | | | | 57.7 | 55.0 | 48.6 | 43.3 | | | 42.4 | |
| | | | | | | | 57.7 | 55.2 | 49.1 | 44.1 | | | 43.3 | |
| 1/19 | 16～17 | 16:00 | 16:00 | 60 | 73.6 | 54.5 | 58.5 | 56.6 | 51.6 | 46.7 | L _{Aeq,8h} 49 | L _{A50,8h} 42 | | |
| | | | | | | | 59.3 | 57.2 | 51.2 | 46.8 | | | 45.9 | |
| | | | | | | | 56.6 | 54.6 | 49.1 | 44.4 | | | 43.7 | |
| | | | | | | | 58.1 | 55.6 | 49.1 | 44.3 | | | 43.6 | |
| | | | | | | | 57.1 | 54.6 | 48.6 | 43.2 | | | 42.4 | |
| | | | | | | | 57.7 | 55.0 | 48.6 | 43.3 | | | 42.4 | |
| | | | | | | | 57.7 | 55.2 | 49.1 | 44.1 | | | 43.3 | |
| 1/18 | 17～18 | 17:00 | 17:00 | 60 | 71.3 | 54.4 | 58.5 | 56.6 | 51.6 | 46.7 | L _{Aeq,8h} 49 | L _{A50,8h} 42 | | |
| | | | | | | | 59.3 | 57.2 | 51.2 | 46.8 | | | 45.9 | |
| | | | | | | | 56.6 | 54.6 | 49.1 | 44.4 | | | 43.7 | |
| | | | | | | | 58.1 | 55.6 | 49.1 | 44.3 | | | 43.6 | |
| | | | | | | | 57.1 | 54.6 | 48.6 | 43.2 | | | 42.4 | |
| | | | | | | | 57.7 | 55.0 | 48.6 | 43.3 | | | 42.4 | |
| | | | | | | | 57.7 | 55.2 | 49.1 | 44.1 | | | 43.3 | |
| 1/19 | 18～19 | 18:00 | 18:00 | 60 | 77.4 | 54.2 | 58.5 | 56.6 | 51.6 | 46.7 | L _{Aeq,8h} 49 | L _{A50,8h} 42 | | |
| | | | | | | | 59.3 | 57.2 | 51.2 | 46.8 | | | 45.9 | |
| | | | | | | | 56.6 | 54.6 | 49.1 | 44.4 | | | 43.7 | |
| | | | | | | | 58.1 | 55.6 | 49.1 | 44.3 | | | 43.6 | |
| | | | | | | | 57.1 | 54.6 | 48.6 | 43.2 | | | 42.4 | |
| | | | | | | | 57.7 | 55.0 | 48.6 | 43.3 | | | 42.4 | |
| | | | | | | | 57.7 | 55.2 | 49.1 | 44.1 | | | 43.3 | |
| 1/18 | 19～20 | 19:00 | 19:00 | 60 | 72.8 | 52.6 | 58.5 | 56.6 | 51.6 | 46.7 | L _{Aeq,8h} 49 | L _{A50,8h} 42 | | |
| | | | | | | | 59.3 | 57.2 | 51.2 | 46.8 | | | 45.9 | |
| | | | | | | | 56.6 | 54.6 | 49.1 | 44.4 | | | 43.7 | |
| | | | | | | | 58.1 | 55.6 | 49.1 | 44.3 | | | 43.6 | |
| | | | | | | | 57.1 | 54.6 | 48.6 | 43.2 | | | 42.4 | |
| | | | | | | | 57.7 | 55.0 | 48.6 | 43.3 | | | 42.4 | |
| | | | | | | | 57.7 | 55.2 | 49.1 | 44.1 | | | 43.3 | |
| 1/19 | 20～21 | 20:00 | 20:00 | 60 | 71.1 | 52.6 | 58.5 | 56.6 | 51.6 | 46.7 | L _{Aeq,8h} 49 | L _{A50,8h} 42 | | |
| | | | | | | | 59.3 | 57.2 | 51.2 | 46.8 | | | 45.9 | |
| | | | | | | | 56.6 | 54.6 | 49.1 | 44.4 | | | 43.7 | |
| | | | | | | | 58.1 | 55.6 | 49.1 | 44.3 | | | 43.6 | |
| | | | | | | | 57.1 | 54.6 | 48.6 | 43.2 | | | 42.4 | |
| | | | | | | | 57.7 | 55.0 | 48.6 | 43.3 | | | 42.4 | |
| | | | | | | | 57.7 | 55.2 | 49.1 | 44.1 | | | 43.3 | |
| 1/18 | 21～22 | 21:00 | 21:00 | 60 | 72.9 | 51.3 | 58.5 | 56.6 | 51.6 | 46.7 | L _{Aeq,8h} 49 | L _{A50,8h} 42 | | |
| | | | | | | | 59.3 | 57.2 | 51.2 | 46.8 | | | 45.9 | |
| | | | | | | | 56.6 | 54.6 | 49.1 | 44.4 | | | 43.7 | |
| | | | | | | | 58.1 | 55.6 | 49.1 | 44.3 | | | 43.6 | |
| | | | | | | | 57.1 | 54.6 | 48.6 | 43.2 | | | 42.4 | |
| | | | | | | | 57.7 | 55.0 | 48.6 | 43.3 | | | 42.4 | |
| | | | | | | | 57.7 | 55.2 | 49.1 | 44.1 | | | 43.3 | |
| 1/19 | 22～23 | 22:00 | 22:00 | 60 | 73.9 | 49.8 | 58.5 | 56.6 | 51.6 | 46.7 | L _{Aeq,8h} 49 | L _{A50,8h} 42 | | |
| | | | | | | | 59.3 | 57.2 | 51.2 | 46.8 | | | 45.9 | |
| | | | | | | | 56.6 | 54.6 | 49.1 | 44.4 | | | 43.7 | |
| | | | | | | | 58.1 | 55.6 | 49.1 | 44.3 | | | 43.6 | |
| | | | | | | | 57.1 | 54.6 | 48.6 | 43.2 | | | 42.4 | |
| | | | | | | | 57.7 | 55.0 | 48.6 | 43.3 | | | 42.4 | |
| | | | | | | | 57.7 | 55.2 | 49.1 | 44.1 | | | 43.3 | |
| 1/18 | 23～0 | 23:00 | 23:00 | 60 | 74.4 | 49.0 | 58.5 | 56.6 | 51.6 | 46.7 | L _{Aeq,8h} 49 | L _{A50,8h} 42 | | |
| | | | | | | | 59.3 | 57.2 | 51.2 | 46.8 | | | 45.9 | |
| | | | | | | | 56.6 | 54.6 | 49.1 | 44.4 | | | 43.7 | |
| | | | | | | | 58.1 | 55.6 | 49.1 | 44.3 | | | 43.6 | |
| | | | | | | | 57.1 | 54.6 | 48.6 | 43.2 | | | 42.4 | |
| | | | | | | | 57.7 | 55.0 | 48.6 | 43.3 | | | 42.4 | |
| | | | | | | | 57.7 | 55.2 | 49.1 | 44.1 | | | 43.3 | |
| 1/19 | 0～1 | 0:00 | 0:00 | 60 | 73.9 | 49.4 | 58.5 | 56.6 | 51.6 | 46.7 | L _{Aeq,8h} 49 | L _{A50,8h} 42 | | |
| | | | | | | | 59.3 | 57.2 | 51.2 | 46.8 | | | 45.9 | |
| | | | | | | | 56.6 | 54.6 | 49.1 | 44.4 | | | 43.7 | |
| | | | | | | | 58.1 | 55.6 | 49.1 | 44.3 | | | 43.6 | |
| | | | | | | | 57.1 | 54.6 | 48.6 | 43.2 | | | 42.4 | |
| | | | | | | | 57.7 | 55.0 | 48.6 | 43.3 | | | 42.4 | |
| | | | | | | | 57.7 | 55.2 | 49.1 | 44.1 | | | 43.3 | |
| 1/18 | 1～2 | 1:00 | 1:00 | 60 | 71.8 | 48.7 | 58.5 | 56.6 | 51.6 | 46.7 | L _{Aeq,8h} 49 | L _{A50,8h} 42 | | |
| | | | | | | | 59.3 | 57.2 | 51.2 | 46.8 | | | 45.9 | |
| | | | | | | | 56.6 | 54.6 | 49.1 | 44.4 | | | 43.7 | |
| | | | | | | | 58.1 | 55.6 | 49.1 | 44.3 | | | 43.6 | |
| | | | | | | | 57.1 | 54.6 | 48.6 | 43.2 | | | 42.4 | |
| | | | | | | | 57.7 | 55.0 | 48.6 | 43.3 | | | 42.4 | |
| | | | | | | | 57.7 | 55.2 | 49.1 | 44.1 | | | 43.3 | |
| 1/19 | 2～3 | 2:00 | 2:00 | 60 | 70.5 | 47.0 | 58.5 | 56.6 | 51.6 | 46.7 | L _{Aeq,8h} 49 | L _{A50,8h} 42 | | |
| | | | | | | | 59.3 | 57.2 | 51.2 | 46.8 | | | 45.9 | |
| | | | | | | | 56.6 | 54.6 | 49.1 | 44.4 | | | 43.7 | |
| | | | | | | | 58.1 | 55.6 | 49.1 | 44.3 | | | 43.6 | |
| | | | | | | | 57.1 | 54.6 | 48.6 | 43.2 | | | 42.4 | |
| | | | | | | | 57.7 | 55.0 | 48.6 | 43.3 | | | 42.4 | |
| | | | | | | | 57.7 | 55.2 | 49.1 | 44.1 | | | 43.3 | |
| 1/18 | 3～4 | 3:00 | 3:00 | 60 | 73.5 | 49.5 | 58.5 | 56.6 | 51.6 | 46.7 | L _{Aeq,8h} 49 | L _{A50,8h} 42 | | |
| | | | | | | | 59.3 | 57.2 | 51.2 | 46.8 | | | 45.9 | |
| | | | | | | | 56.6 | 54.6 | 49.1 | 44.4 | | | 43.7 | |
| | | | | | | | 58.1 | 55.6 | 49.1 | 44.3 | | | 43.6 | |
| | | | | | | | 57.1 | 54.6 | 48.6 | 43.2 | | | 42.4 | |
| | | | | | | | 57.7 | 55.0 | 48.6 | 43.3 | | | 42.4 | |
| | | | | | | | 57.7 | 55.2 | 49.1 | 44.1 | | | 43.3 | |
| 1/19 | 4～5 | 4:00 | 4:00 | 60 | 71.6 | 48.0 | 58.5 | 56.6 | 51.6 | 46.7 | L _{Aeq,8h} 49 | L _{A50,8h} 42 | | |
| | | | | | | | 59.3 | 57.2 | 51.2 | 46.8 | | | 45.9 | |
| | | | | | | | 56.6 | 54.6 | 49.1 | 44.4 | | | | |

| 測定地点名称 | | 特定騒音No.1 | | | | | |
|-------------|------|-------------|-------------|-----------|-----------|-------------------|----------------------|
| 測定年月日 | 時間区分 | 測定時間 | 時間率騒音レベル | | | 最大値 L_{Amax} | 等価騒音レベル L_{Aeq} |
| | | | L_{A5} | L_{A50} | L_{A95} | | |
| 平成29年1月8日 | 朝 | 6:00~6:10 | 40 | 38 | 37 | 42 | 38 |
| | | 7:00~7:10 | 46 | 44 | 43 | 49 | 44 |
| 平成29年1月7日 | 昼間 | 8:10~8:20 | 49 | 43 | 42 | 49 | 45 |
| | | 9:40~9:50 | 48 | 47 | 46 | 49 | 47 |
| | | 10:30~10:40 | 49 | 48 | 47 | 50 | 48 |
| | | 11:10~11:20 | 51 | 49 | 46 | 51 | 49 |
| | | 12:10~12:20 | 49 | 47 | 45 | 50 | 48 |
| | | 13:30~13:40 | 45 | 44 | 43 | 46 | 44 |
| | | 14:20~14:30 | 50 | 46 | 45 | 50 | 47 |
| | | 15:30~15:40 | 48 | 47 | 47 | 48 | 47 |
| | 夕 | 16:00~16:10 | 50 | 48 | 45 | 51 | 48 |
| | | 17:30~17:40 | 49 | 47 | 46 | 49 | 47 |
| | | 18:10~18:20 | 47 | 46 | 45 | 47 | 46 |
| | | 19:40~19:50 | 46 | 44 | 43 | 47 | 45 |
| | | 20:10~20:20 | 45 | 44 | 42 | 46 | 44 |
| | | 夜間 | 21:00~21:10 | 44 | 43 | 42 | 45 |
| 22:00~22:10 | 47 | | 44 | 43 | 48 | 45 | |
| 23:00~23:10 | 44 | | 42 | 41 | 47 | 43 | |
| 0:00~0:10 | 44 | | 42 | 41 | 45 | 42 | |
| 平成29年1月8日 | 夜間 | 1:00~1:10 | 44 | 42 | 40 | 46 | 42 |
| | | 2:00~2:10 | 41 | 38 | 37 | 42 | 39 |
| | | 3:00~3:10 | 40 | 38 | 37 | 42 | 38 |
| | | 4:00~4:10 | 41 | 38 | 37 | 45 | 39 |
| | | 5:00~5:10 | 41 | 37 | 36 | 42 | 38 |

| 測定地点名称 | | 特定騒音No.2 | | | | | |
|-------------|------|-------------|-------------|-----------|-----------|-------------------|----------------------|
| 測定年月日 | 時間区分 | 測定時間 | 時間率騒音レベル | | | 最大値 L_{Amax} | 等価騒音レベル L_{Aeq} |
| | | | L_{A5} | L_{A50} | L_{A95} | | |
| 平成29年1月8日 | 朝 | 6:00~6:10 | 44 | 41 | 40 | 45 | 41 |
| | | 7:00~7:10 | 49 | 47 | 45 | 50 | 47 |
| 平成29年1月7日 | 昼間 | 8:00~8:10 | 50 | 47 | 45 | 52 | 47 |
| | | 9:00~9:10 | 51 | 50 | 50 | 53 | 50 |
| | | 10:10~10:20 | 48 | 47 | 45 | 49 | 47 |
| | | 11:10~11:20 | 50 | 48 | 47 | 52 | 48 |
| | | 12:00~12:10 | 49 | 47 | 46 | 51 | 47 |
| | | 13:00~13:10 | 50 | 48 | 46 | 53 | 48 |
| | | 14:00~14:10 | 50 | 47 | 45 | 52 | 48 |
| | | 15:00~15:10 | 51 | 49 | 48 | 53 | 49 |
| | 夕 | 16:00~16:10 | 49 | 47 | 45 | 52 | 47 |
| | | 17:00~17:10 | 48 | 47 | 45 | 53 | 47 |
| | | 18:00~18:10 | 50 | 48 | 46 | 54 | 48 |
| | | 19:00~19:10 | 48 | 46 | 45 | 50 | 46 |
| | | 20:00~20:10 | 47 | 46 | 44 | 51 | 46 |
| | | 夜間 | 21:00~21:10 | 47 | 46 | 44 | 50 |
| 22:00~22:10 | 47 | | 45 | 44 | 51 | 45 | |
| 23:00~23:10 | 46 | | 45 | 44 | 48 | 45 | |
| 0:00~0:10 | 45 | | 44 | 43 | 47 | 44 | |
| 平成29年1月8日 | 夜間 | 1:00~1:10 | 44 | 43 | 42 | 46 | 43 |
| | | 2:00~2:10 | 41 | 40 | 40 | 43 | 40 |
| | | 3:00~3:10 | 42 | 41 | 40 | 44 | 41 |
| | | 4:00~4:10 | 43 | 41 | 40 | 44 | 41 |
| | | 5:00~5:10 | 42 | 40 | 39 | 44 | 40 |

| 調査場所 | | 総合騒音No.3 | | | | | | | | | | | |
|-------|-------|-----------------------------|--------|-------|------------------------------|------------------------------|----------------|-------------|--------------|--------------|--------------|--------------|--|
| 調査年月日 | | 平成29年1月7日(土) ~ 平成29年1月8日(日) | | | | | | | | | | | |
| 基準時間帯 | 日付 | 観測時間 | 騒音実測時間 | | 騒音レベルの最大値 L_{Amax} (dB) | 等価騒音レベル $L_{Aeq,1h}$ (dB) | 時間率騒音レベル (dB) | | | | | 基準時間帯平均 | |
| | | | 開始時間 | 終了時間 | | | 有効実測時間 (分) t | $L_{A5,1h}$ | $L_{A10,1h}$ | $L_{A50,1h}$ | $L_{A90,1h}$ | $L_{A95,1h}$ | 等価騒音レベル |
| 昼 | 1/8 | 6~7 | 6:00 | 7:00 | 60 | 55.5 | 73.1 | 60.6 | 58.3 | 49.5 | 44.0 | 43.4 | $L_{Aeq,16h}$ 57 $L_{A50,16h}$ 53 |
| | | 7~8 | 7:00 | 8:00 | 60 | 56.0 | 73.4 | 61.8 | 60.0 | 50.8 | 43.9 | 43.3 | |
| | 8~9 | 8:00 | 9:00 | 60 | 56.2 | 73.7 | 61.8 | 59.9 | 51.6 | 44.9 | 44.0 | | |
| | 9~10 | 9:00 | 10:00 | 59 | 58.6 | 77.7 | 63.4 | 61.3 | 54.1 | 46.9 | 46.0 | | |
| | 10~11 | 10:00 | 11:00 | 60 | 57.9 | 76.7 | 63.0 | 60.8 | 53.7 | 47.3 | 46.5 | | |
| | 11~12 | 11:00 | 12:00 | 59 | 57.7 | 74.6 | 62.8 | 60.6 | 53.4 | 46.6 | 45.7 | | |
| | 12~13 | 12:00 | 13:00 | 59 | 56.9 | 76.6 | 61.8 | 59.5 | 51.8 | 45.6 | 44.7 | | |
| | 13~14 | 13:00 | 13:59 | 60 | 57.7 | 79.9 | 62.3 | 60.2 | 52.6 | 45.5 | 44.6 | | |
| | 14~15 | 14:00 | 15:00 | 60 | 57.2 | 80.5 | 62.1 | 59.8 | 52.6 | 46.4 | 45.6 | | |
| | 15~16 | 15:00 | 16:00 | 60 | 57.8 | 78.4 | 62.3 | 60.3 | 54.4 | 49.2 | 48.4 | | |
| | 16~17 | 16:00 | 17:00 | 59 | 58.2 | 73.5 | 62.4 | 60.9 | 56.2 | 51.1 | 50.2 | | |
| | 17~18 | 17:00 | 17:59 | 59 | 57.8 | 80.5 | 62.1 | 60.5 | 55.2 | 50.2 | 49.3 | | |
| | 18~19 | 18:00 | 18:35 | 59 | 57.6 | 76.5 | 62.2 | 60.5 | 54.3 | 48.4 | 47.6 | | |
| | 19~20 | 19:00 | 20:00 | 60 | 56.4 | 75.8 | 61.3 | 59.5 | 52.1 | 45.9 | 45.2 | | |
| 夜 | 1/7 | 20~21 | 20:00 | 21:00 | 60 | 55.2 | 72.9 | 60.4 | 58.6 | 50.5 | 45.2 | 44.7 | $L_{Aeq,8h}$ 52 $L_{A50,8h}$ 43 |
| | | 21~22 | 21:00 | 22:00 | 60 | 54.3 | 74.0 | 60.2 | 57.6 | 48.4 | 43.5 | 42.9 | |
| | 22~23 | 22:00 | 23:00 | 60 | 53.9 | 75.4 | 58.6 | 55.4 | 46.4 | 42.4 | 41.9 | | |
| | 23~0 | 23:00 | 0:00 | 60 | 51.8 | 75.5 | 56.5 | 53.1 | 44.0 | 40.8 | 40.4 | | |
| | 0~1 | 0:00 | 1:00 | 60 | 51.4 | 74.4 | 55.7 | 52.1 | 43.3 | 40.4 | 40.1 | | |
| | 1~2 | 1:00 | 2:00 | 60 | 51.5 | 80.9 | 53.6 | 50.2 | 42.3 | 39.5 | 39.2 | | |
| | 2~3 | 2:00 | 2:59 | 60 | 49.9 | 73.6 | 51.7 | 48.5 | 39.9 | 36.7 | 36.4 | | |
| | 3~4 | 3:00 | 4:00 | 60 | 50.7 | 74.2 | 53.3 | 49.9 | 40.2 | 37.0 | 36.7 | | |
| | 4~5 | 4:00 | 5:00 | 60 | 50.9 | 70.5 | 55.5 | 51.5 | 40.8 | 36.8 | 36.4 | | |
| | 5~6 | 5:00 | 5:59 | 60 | 53.7 | 72.9 | 58.6 | 55.1 | 44.1 | 38.2 | 37.6 | | |

※ 基準時間帯平均騒音レベルは、等価騒音レベルがエネルギー平均、時間率騒音レベルが算術平均です。
 $L_{Aeq}(エネルギー平均)=10 \cdot \log\{1/n \times (10^{L_{1/10}} + 10^{L_{2/10}} + \dots + 10^{L_{n/10}})\}$

1.2.2 道路交通騒音

資料 1 夏季調査

| 調査場所 | | 道路騒音A | | | | | | | | | | | | | | | | |
|-------|------|---------------|-------|----------------|--|--|--------------------|---------------------|---------------------|---------------------|---------------------|------------------------|----------------------------|----------------------------|------|------|---------------------------|---------------------------|
| 調査年月日 | | 平成28年7月12日(火) | | | | | 平成28年7月13日(水) | | | | | | | | | | | |
| 基準時間帯 | 日付 | 騒音実測時間 | | 有効実測時間(分) t | 等価騒音レベル (dB) L _{Aeq,1h} | 騒音レベルの 最大値 (dB) L _{Amax} | 時間率騒音レベル (dB) | | | | | 基準時間帯平均 | | | | | | |
| | | 開始時間 | 終了時間 | | | | L _{A5,1h} | L _{A10,1h} | L _{A50,1h} | L _{A90,1h} | L _{A95,1h} | 騒音レベル(dB) [※] | | | | | | |
| | | | | | | | | | | | | 等価騒音レベル | 時間率騒音レベル | | | | | |
| 昼間 | 7/13 | 6~7 | 6:00 | 7:00 | 60 | 67.7 | 86.2 | 73.3 | 70.5 | 58.1 | 50.9 | 50.1 | L _{Aeq,16h} 67 | L _{A50,16h} 59 | | | | |
| | | 7~8 | 7:00 | 8:00 | 60 | 69.0 | 85.6 | 74.1 | 72.4 | 64.6 | 55.4 | 53.8 | | | | | | |
| | 7/12 | 8~9 | 8:00 | 9:00 | 60 | 67.6 | 86.5 | 73.3 | 71.3 | 61.4 | 50.8 | 49.5 | | | | | | |
| | | 9~10 | 9:00 | 10:00 | 60 | 66.8 | 84.9 | 72.7 | 70.6 | 59.5 | 48.7 | 47.6 | | | | | | |
| | | 10~11 | 10:00 | 11:00 | 60 | 66.8 | 85.1 | 72.9 | 70.6 | 58.5 | 47.8 | 46.9 | | | | | | |
| | | 11~12 | 11:00 | 12:00 | 60 | 66.2 | 82.2 | 72.5 | 70.3 | 57.1 | 47.5 | 46.7 | | | | | | |
| | | 12~13 | 12:00 | 13:00 | 60 | 66.4 | 83.7 | 72.9 | 70.6 | 57.1 | 47.3 | 46.6 | | | | | | |
| | | 13~14 | 13:00 | 14:00 | 60 | 67.4 | 85.7 | 73.3 | 71.2 | 59.5 | 49.3 | 48.2 | | | | | | |
| | | 14~15 | 14:00 | 15:00 | 60 | 67.2 | 83.5 | 73.5 | 71.4 | 57.6 | 47.7 | 47.1 | | | | | | |
| | | 15~16 | 15:00 | 16:00 | 60 | 67.6 | 84.9 | 73.5 | 71.5 | 60.3 | 49.0 | 47.8 | | | | | | |
| | | 16~17 | 16:00 | 17:00 | 60 | 67.1 | 83.8 | 72.8 | 70.9 | 60.4 | 50.5 | 49.3 | | | | | | |
| | | 17~18 | 17:00 | 18:00 | 60 | 66.6 | 80.0 | 72.2 | 70.5 | 61.5 | 51.8 | 50.5 | | | | | | |
| | | 18~19 | 18:00 | 19:00 | 60 | 66.5 | 83.9 | 72.2 | 70.6 | 60.7 | 51.0 | 50.0 | | | | | | |
| | | 19~20 | 19:00 | 20:00 | 60 | 65.3 | 82.1 | 71.8 | 69.6 | 57.3 | 48.7 | 47.9 | | | | | | |
| | | 20~21 | 20:00 | 21:00 | 60 | 64.4 | 82.3 | 71.5 | 68.5 | 53.7 | 47.4 | 46.9 | | | | | | |
| | | 21~22 | 21:00 | 22:00 | 60 | 63.2 | 85.8 | 68.3 | 64.5 | 50.3 | 46.4 | 46.1 | | | | | | |
| | | 夜間 | 7/12 | 22~23 | 22:00 | 23:00 | 60 | 61.0 | 81.1 | 65.1 | 60.3 | 48.0 | | | 45.7 | 45.4 | L _{Aeq,8h} 60 | L _{A50,8h} 47 |
| | | | | 23~0 | 23:00 | 0:00 | 60 | 58.2 | 80.1 | 58.7 | 54.8 | 46.8 | | | 45.1 | 45.0 | | |
| 7/13 | 0~1 | | 0:00 | 1:00 | 60 | 59.0 | 85.3 | 56.2 | 53.2 | 46.4 | 45.2 | 45.1 | | | | | | |
| | 1~2 | | 1:00 | 2:00 | 60 | 57.8 | 83.3 | 54.4 | 51.3 | 46.2 | 45.4 | 45.3 | | | | | | |
| | 2~3 | | 2:00 | 3:00 | 60 | 45.9 | 58.6 | 46.6 | 46.3 | 45.8 | 45.4 | 45.3 | | | | | | |
| | 3~4 | | 3:00 | 4:00 | 60 | 55.1 | 82.1 | 53.1 | 50.5 | 46.1 | 45.3 | 45.2 | | | | | | |
| | 4~5 | | 4:00 | 5:00 | 60 | 59.5 | 83.5 | 57.5 | 54.2 | 47.4 | 46.0 | 45.9 | | | | | | |
| | 5~6 | | 5:00 | 6:00 | 60 | 64.7 | 86.3 | 67.4 | 63.5 | 52.2 | 48.7 | 48.4 | | | | | | |

※ 基準時間帯平均騒音レベルは、等価騒音レベルがエネルギー平均、時間率騒音レベルが算術平均です。

$$L_{Aeq}(エネルギー平均) = 10 \cdot \log[1/n \times (10^{L_{10}} + 10^{L_{20}} + \dots + 10^{L_{n0}})]$$

| 調査場所 | | 道路騒音B | | | | | | | | | | | | | | | | |
|-------|------|---------------|-------|----------------|--|--|--------------------|---------------------|---------------------|---------------------|---------------------|------------------------|----------------------------|----------------------------|------|------|---------------------------|---------------------------|
| 調査年月日 | | 平成28年7月12日(火) | | | | | 平成28年7月13日(水) | | | | | | | | | | | |
| 基準時間帯 | 日付 | 騒音実測時間 | | 有効実測時間(分) t | 等価騒音レベル (dB) L _{Aeq,1h} | 騒音レベルの 最大値 (dB) L _{Amax} | 時間率騒音レベル (dB) | | | | | 基準時間帯平均 | | | | | | |
| | | 開始時間 | 終了時間 | | | | L _{A5,1h} | L _{A10,1h} | L _{A50,1h} | L _{A90,1h} | L _{A95,1h} | 騒音レベル(dB) [※] | | | | | | |
| | | | | | | | | | | | | 等価騒音レベル | 時間率騒音レベル | | | | | |
| 昼間 | 7/13 | 6~7 | 6:00 | 7:00 | 60 | 74.0 | 93.9 | 79.7 | 76.7 | 66.3 | 56.7 | 54.8 | L _{Aeq,16h} 72 | L _{A50,16h} 66 | | | | |
| | | 7~8 | 7:00 | 8:00 | 60 | 74.8 | 95.1 | 79.8 | 77.8 | 71.2 | 63.9 | 62.3 | | | | | | |
| | 7/12 | 8~9 | 8:00 | 9:00 | 60 | 73.4 | 92.1 | 79.0 | 76.6 | 68.2 | 58.6 | 56.8 | | | | | | |
| | | 9~10 | 9:00 | 10:00 | 60 | 73.1 | 91.4 | 78.5 | 76.1 | 67.2 | 56.2 | 54.1 | | | | | | |
| | | 10~11 | 10:00 | 11:00 | 60 | 72.5 | 91.7 | 78.2 | 75.9 | 66.5 | 56.1 | 54.0 | | | | | | |
| | | 11~12 | 11:00 | 12:00 | 60 | 72.2 | 92.3 | 77.9 | 75.4 | 66.4 | 56.0 | 54.0 | | | | | | |
| | | 12~13 | 12:00 | 13:00 | 60 | 72.0 | 91.7 | 77.8 | 75.3 | 66.2 | 55.2 | 53.1 | | | | | | |
| | | 13~14 | 13:00 | 14:00 | 60 | 71.6 | 89.9 | 77.6 | 75.3 | 65.7 | 53.4 | 51.3 | | | | | | |
| | | 14~15 | 14:00 | 15:00 | 60 | 70.5 | 88.1 | 76.0 | 73.3 | 64.8 | 55.9 | 54.5 | | | | | | |
| | | 15~16 | 15:00 | 16:00 | 60 | 70.7 | 88.4 | 75.9 | 73.6 | 66.2 | 58.8 | 57.2 | | | | | | |
| | | 16~17 | 16:00 | 17:00 | 60 | 71.9 | 89.8 | 77.4 | 75.1 | 67.5 | 58.0 | 56.2 | | | | | | |
| | | 17~18 | 17:00 | 18:00 | 60 | 71.3 | 88.6 | 76.7 | 74.7 | 67.6 | 60.4 | 58.8 | | | | | | |
| | | 18~19 | 18:00 | 19:00 | 60 | 72.1 | 92.1 | 77.2 | 75.2 | 67.7 | 59.9 | 58.5 | | | | | | |
| | | 19~20 | 19:00 | 20:00 | 60 | 71.1 | 90.9 | 76.8 | 74.7 | 65.8 | 56.6 | 55.3 | | | | | | |
| | | 20~21 | 20:00 | 21:00 | 60 | 70.9 | 95.8 | 76.7 | 74.2 | 63.5 | 54.1 | 52.8 | | | | | | |
| | | 21~22 | 21:00 | 22:00 | 60 | 70.1 | 91.5 | 76.1 | 73.0 | 60.6 | 51.4 | 49.9 | | | | | | |
| | | 夜間 | 7/12 | 22~23 | 22:00 | 23:00 | 60 | 69.4 | 92.1 | 74.7 | 71.1 | 58.3 | | | 50.3 | 49.0 | L _{Aeq,8h} 68 | L _{A50,8h} 51 |
| | | | | 23~0 | 23:00 | 0:00 | 60 | 68.2 | 92.4 | 71.4 | 67.1 | 54.0 | | | 44.9 | 44.0 | | |
| 7/13 | 0~1 | | 0:00 | 1:00 | 60 | 67.8 | 92.4 | 68.6 | 64.0 | 50.0 | 41.9 | 41.2 | | | | | | |
| | 1~2 | | 1:00 | 2:00 | 60 | 66.7 | 92.0 | 65.1 | 60.8 | 48.4 | 42.1 | 41.6 | | | | | | |
| | 2~3 | | 2:00 | 3:00 | 60 | 68.0 | 102.1 | 61.2 | 57.1 | 45.8 | 40.3 | 39.6 | | | | | | |
| | 3~4 | | 3:00 | 4:00 | 60 | 66.2 | 93.3 | 65.1 | 60.6 | 46.5 | 39.8 | 39.1 | | | | | | |
| | 4~5 | | 4:00 | 5:00 | 60 | 67.1 | 94.9 | 67.0 | 62.7 | 49.8 | 42.6 | 41.9 | | | | | | |
| | 5~6 | | 5:00 | 6:00 | 60 | 71.3 | 93.0 | 74.6 | 70.2 | 57.4 | 49.1 | 48.0 | | | | | | |

※ 基準時間帯平均騒音レベルは、等価騒音レベルがエネルギー平均、時間率騒音レベルが算術平均です。

$$L_{Aeq}(エネルギー平均) = 10 \cdot \log[1/n \times (10^{L_{10}} + 10^{L_{20}} + \dots + 10^{L_{n0}})]$$

| 調査場所 | | 道路騒音C | | | | | | | | | | | | | | | | |
|-------|------|---------------|-------|----------------|--|--|--------------------|---------------------|---------------------|---------------------|---------------------|------------------------|----------------------------|----------------------------|------|------|---------------------------|---------------------------|
| 調査年月日 | | 平成28年7月12日(火) | | | | | 平成28年7月13日(水) | | | | | | | | | | | |
| 基準時間帯 | 日付 | 騒音実測時間 | | 有効実測時間(分) t | 等価騒音レベル (dB) L _{Aeq,1h} | 騒音レベルの 最大値 (dB) L _{Amax} | 時間率騒音レベル (dB) | | | | | 基準時間帯平均 | | | | | | |
| | | 開始時間 | 終了時間 | | | | L _{A5,1h} | L _{A10,1h} | L _{A50,1h} | L _{A90,1h} | L _{A95,1h} | 騒音レベル(dB) [※] | | | | | | |
| | | | | | | | | | | | | 等価騒音レベル | 時間率騒音レベル | | | | | |
| 昼間 | 7/13 | 6~7 | 6:00 | 7:00 | 60 | 67.3 | 90.3 | 71.5 | 66.8 | 51.4 | 45.5 | 44.9 | L _{Aeq,16h} 67 | L _{A50,16h} 53 | | | | |
| | | 7~8 | 7:00 | 8:00 | 60 | 70.1 | 88.0 | 75.7 | 73.2 | 61.1 | 50.8 | 49.4 | | | | | | |
| | 7/12 | 8~9 | 8:00 | 9:00 | 60 | 68.3 | 89.7 | 73.2 | 70.1 | 55.7 | 44.0 | 42.9 | | | | | | |
| | | 9~10 | 9:00 | 10:00 | 59 | 67.6 | 89.9 | 73.1 | 69.6 | 54.0 | 43.6 | 42.5 | | | | | | |
| | | 10~11 | 10:00 | 11:00 | 60 | 67.5 | 88.7 | 73.6 | 70.1 | 53.1 | 43.0 | 41.9 | | | | | | |
| | | 11~12 | 11:00 | 12:00 | 60 | 67.3 | 87.5 | 73.4 | 70.2 | 53.2 | 42.2 | 40.9 | | | | | | |
| | | 12~13 | 12:00 | 13:00 | 60 | 66.5 | 85.8 | 72.5 | 69.1 | 52.1 | 41.9 | 40.7 | | | | | | |
| | | 13~14 | 13:00 | 14:00 | 60 | 66.6 | 88.3 | 72.9 | 69.5 | 52.2 | 40.9 | 39.8 | | | | | | |
| | | 14~15 | 14:00 | 15:00 | 59 | 66.5 | 87.2 | 72.7 | 69.1 | 51.3 | 41.3 | 40.2 | | | | | | |
| | | 15~16 | 15:00 | 16:00 | 60 | 67.3 | 88.0 | 73.5 | 70.4 | 53.8 | 44.0 | 43.0 | | | | | | |
| | | 16~17 | 16:00 | 17:00 | 60 | 67.4 | 88.6 | 73.1 | 70.3 | 54.6 | 45.0 | 44.1 | | | | | | |
| | | 17~18 | 17:00 | 18:00 | 60 | 67.6 | 87.7 | 73.1 | 70.3 | 55.9 | 44.2 | 43.0 | | | | | | |
| | | 18~19 | 18:00 | 19:00 | 60 | 67.2 | 88.9 | 73.1 | 70.3 | 56.3 | 45.7 | 44.5 | | | | | | |
| | | 19~20 | 19:00 | 20:00 | 60 | 65.9 | 86.3 | 72.5 | 69.2 | 52.4 | 44.4 | 43.6 | | | | | | |
| | | 20~21 | 20:00 | 21:00 | 60 | 64.1 | 91.0 | 69.2 | 64.8 | 48.6 | 42.3 | 41.8 | | | | | | |
| | | 21~22 | 21:00 | 22:00 | 60 | 62.6 | 85.4 | 64.8 | 59.7 | 45.2 | 40.8 | 40.3 | | | | | | |
| | | 夜間 | 7/12 | 22~23 | 22:00 | 23:00 | 60 | 59.4 | 84.7 | 59.1 | 54.5 | 42.4 | | | 39.1 | 38.7 | L _{Aeq,8h} 58 | L _{A50,8h} 41 |
| | | | | 23~0 | 23:00 | 0:00 | 60 | 56.4 | 83.5 | 52.6 | 49.1 | 40.1 | | | 37.9 | 37.6 | | |
| 7/13 | 0~1 | | 0:00 | 1:00 | 60 | 58.9 | 88.5 | 52.0 | 48.4 | 40.1 | 37.9 | 37.6 | | | | | | |
| | 1~2 | | 1:00 | 2:00 | 60 | 54.6 | 86.8 | 47.7 | 45.2 | 38.4 | 37.2 | 37.0 | | | | | | |
| | 2~3 | | 2:00 | 3:00 | 60 | 52.8 | 83.3 | 45.3 | 43.3 | 37.8 | 36.5 | 36.4 | | | | | | |
| | 3~4 | | 3:00 | 4:00 | 60 | 51.0 | 83.4 | 45.2 | 43.3 | 38.1 | 36.6 | 36.5 | | | | | | |
| | 4~5 | | 4:00 | 5:00 | 60 | 57.8 | 87.1 | 50.7 | 47.9 | 41.7 | 39.9 | 39.7 | | | | | | |
| | 5~6 | | 5:00 | 6:00 | 60 | 63.7 | 91.2 | 63.7 | 59.5 | 51.6 | 49.6 | 49.3 | | | | | | |

※ 基準時間帯平均騒音レベルは、等価騒音レベルがエネルギー平均、時間率騒音レベルが算術平均です。

$$L_{Aeq}(エネルギー平均) = 10 \cdot \log[1/n \times (10^{L_{10}} + 10^{L_{20}} + \dots + 10^{L_{n0}})]$$

資料 2 冬季調査

| 調査場所 | | 道路騒音A | | | | | | | | | | | | |
|-------|------|-------------------------------|--------|-------|--------------------|--|--|--------------------|---------------------|---------------------|---------------------|---------------------|--|----------------------------|
| 調査年月日 | | 平成29年2月23日(木) ~ 平成29年2月24日(金) | | | | | | | | | | | | |
| 基準時間帯 | 日付 | 観測時間 | 騒音実測時間 | | 有効実測時間 (分) t | 等価騒音レベル (dB) L _{Aeq,1h} | 騒音レベルの 最大値 (dB) L _{Amax} | 時間率騒音レベル (dB) | | | | | 基準時間帯平均 | |
| | | | 開始時間 | 終了時間 | | | | L _{A5,1h} | L _{A10,1h} | L _{A50,1h} | L _{A90,1h} | L _{A95,1h} | 騒音レベル(dB) [※] 等価騒音レベル 時間率騒音レベル | |
| 昼間 | 2/24 | 6~7 | 6:00 | 7:00 | 60 | 66.6 | 99.6 | 70.2 | 66.9 | 53.8 | 46.0 | 45.1 | L _{Aeq,16h} 67 | L _{A50,16h} 59 |
| | | 7~8 | 7:00 | 8:00 | 60 | 67.4 | 87.2 | 72.8 | 71.0 | 62.1 | 51.8 | 50.4 | | |
| | | 8~9 | 8:00 | 9:00 | 60 | 68.5 | 86.7 | 74.2 | 71.9 | 62.6 | 51.9 | 50.7 | | |
| | | 9~10 | 9:00 | 10:00 | 59 | 68.2 | 86.3 | 74.1 | 71.5 | 61.5 | 50.3 | 48.6 | | |
| | | 10~11 | 10:00 | 11:00 | 60 | 67.9 | 83.7 | 74.0 | 71.7 | 61.3 | 49.5 | 48.0 | | |
| | | 11~12 | 11:00 | 12:00 | 60 | 67.9 | 87.5 | 73.7 | 71.5 | 60.5 | 50.4 | 49.5 | | |
| | 2/23 | 12~13 | 12:00 | 13:00 | 60 | 67.4 | 85.1 | 73.1 | 71.1 | 60.4 | 50.9 | 49.7 | | |
| | | 13~14 | 13:00 | 14:00 | 60 | 67.2 | 87.0 | 72.9 | 70.6 | 60.0 | 50.7 | 49.6 | | |
| | | 14~15 | 14:00 | 15:00 | 60 | 67.4 | 85.4 | 73.2 | 71.0 | 60.2 | 49.1 | 47.7 | | |
| | | 15~16 | 15:00 | 16:00 | 60 | 67.6 | 84.6 | 73.4 | 71.2 | 61.1 | 49.6 | 48.2 | | |
| | | 16~17 | 16:00 | 17:00 | 60 | 67.4 | 84.4 | 73.2 | 71.2 | 61.2 | 50.2 | 48.9 | | |
| | | 17~18 | 17:00 | 18:00 | 60 | 67.1 | 84.8 | 72.4 | 70.6 | 61.7 | 51.4 | 49.7 | | |
| | | 18~19 | 18:00 | 19:00 | 60 | 66.2 | 81.9 | 72.0 | 70.2 | 60.5 | 50.4 | 49.1 | | |
| | | 19~20 | 19:00 | 20:00 | 60 | 65.5 | 81.4 | 71.7 | 69.4 | 57.3 | 47.8 | 46.6 | | |
| | | 20~21 | 20:00 | 21:00 | 60 | 64.5 | 82.2 | 71.0 | 68.1 | 54.4 | 45.2 | 44.3 | | |
| | | 21~22 | 21:00 | 22:00 | 60 | 63.3 | 89.9 | 66.9 | 63.1 | 49.1 | 44.0 | 43.4 | | |
| | | 22~23 | 22:00 | 23:00 | 60 | 60.3 | 81.0 | 61.6 | 57.8 | 45.7 | 42.5 | 42.1 | | |
| | | 夜間 | 2/23 | 23~0 | 23:00 | 0:00 | 60 | 58.7 | 83.8 | 56.5 | 52.9 | 43.9 | | |
| 0~1 | 0:00 | | | 1:00 | 60 | 55.1 | 79.4 | 51.6 | 48.8 | 42.8 | 41.7 | 41.6 | | |
| 2/24 | 1~2 | | 1:00 | 2:00 | 60 | 56.5 | 86.0 | 51.8 | 49.3 | 43.7 | 42.4 | 42.3 | | |
| | 2~3 | | 2:00 | 3:00 | 60 | 55.3 | 82.5 | 50.7 | 48.4 | 43.3 | 42.4 | 42.2 | | |
| | 3~4 | | 3:00 | 4:00 | 60 | 57.4 | 85.3 | 51.4 | 49.1 | 43.5 | 42.1 | 41.9 | | |
| | 4~5 | | 4:00 | 5:00 | 60 | 58.7 | 88.7 | 53.3 | 50.2 | 42.8 | 41.5 | 41.3 | | |
| | 5~6 | | 5:00 | 6:00 | 60 | 61.2 | 86.5 | 60.7 | 56.6 | 46.2 | 42.6 | 42.3 | | |

※ 基準時間帯平均騒音レベルは、等価騒音レベルがエネルギー平均、時間率騒音レベルが算術平均です。

$$L_{Aeq}(\text{エネルギー平均})=10 \cdot \log\left[\frac{1}{n} \times (10^{L_1/10} + 10^{L_2/10} + \dots + 10^{L_n/10})\right]$$

| 調査場所 | | 道路騒音B | | | | | | | | | | | | | | | | |
|-------|------|-------------------------------|--------|-------|--------------------|--|--|--------------------|---------------------|---------------------|---------------------|---------------------|--|----------------------------|------|------|---------------------------|---------------------------|
| 調査年月日 | | 平成29年2月23日(木) ~ 平成29年2月24日(金) | | | | | | | | | | | | | | | | |
| 基準時間帯 | 日付 | 観測時間 | 騒音実測時間 | | 有効実測時間 (分) t | 等価騒音レベル (dB) L _{Aeq,1h} | 騒音レベルの 最大値 (dB) L _{Amax} | 時間率騒音レベル (dB) | | | | | 基準時間帯平均 | | | | | |
| | | | 開始時間 | 終了時間 | | | | L _{A5,1h} | L _{A10,1h} | L _{A50,1h} | L _{A90,1h} | L _{A95,1h} | 騒音レベル(dB) [※] 等価騒音レベル 時間率騒音レベル | | | | | |
| 昼間 | 2/24 | 6~7 | 6:00 | 7:00 | 60 | 71.7 | 91.5 | 77.0 | 74.5 | 63.6 | 54.5 | 53.0 | L _{Aeq,16h} 72 | L _{A50,16h} 66 | | | | |
| | | 7~8 | 7:00 | 8:00 | 60 | 72.8 | 94.2 | 77.7 | 75.9 | 69.4 | 62.4 | 60.6 | | | | | | |
| | | 8~9 | 8:00 | 9:00 | 60 | 72.7 | 89.6 | 78.0 | 75.9 | 68.1 | 59.2 | 57.6 | | | | | | |
| | | 9~10 | 9:00 | 10:00 | 60 | 72.3 | 92.7 | 77.6 | 75.2 | 67.4 | 57.9 | 56.1 | | | | | | |
| | | 10~11 | 10:00 | 11:00 | 60 | 72.6 | 92.4 | 78.3 | 75.5 | 66.8 | 58.2 | 56.4 | | | | | | |
| | | 11~12 | 11:00 | 12:00 | 60 | 72.3 | 90.7 | 77.5 | 75.1 | 67.0 | 57.9 | 56.3 | | | | | | |
| | 2/23 | 12~13 | 12:00 | 13:00 | 60 | 71.2 | 90.3 | 76.5 | 74.2 | 66.0 | 57.6 | 56.2 | | | | | | |
| | | 13~14 | 13:00 | 14:00 | 60 | 71.8 | 92.2 | 76.8 | 74.5 | 66.4 | 58.6 | 57.2 | | | | | | |
| | | 14~15 | 14:00 | 15:00 | 60 | 71.4 | 90.0 | 76.6 | 74.2 | 66.1 | 58.2 | 56.7 | | | | | | |
| | | 15~16 | 15:00 | 16:00 | 60 | 71.4 | 90.3 | 76.4 | 74.2 | 66.5 | 58.3 | 56.7 | | | | | | |
| | | 16~17 | 16:00 | 17:00 | 60 | 71.2 | 90.5 | 76.4 | 74.3 | 66.8 | 58.4 | 57.0 | | | | | | |
| | | 17~18 | 17:00 | 18:00 | 60 | 71.3 | 90.0 | 76.1 | 74.0 | 67.6 | 60.3 | 58.9 | | | | | | |
| | | 18~19 | 18:00 | 19:00 | 60 | 71.1 | 88.3 | 76.0 | 74.2 | 67.7 | 59.6 | 58.1 | | | | | | |
| | | 19~20 | 19:00 | 20:00 | 60 | 70.9 | 88.7 | 76.3 | 74.0 | 64.7 | 56.2 | 54.7 | | | | | | |
| | | 20~21 | 20:00 | 21:00 | 60 | 70.2 | 90.5 | 75.7 | 73.3 | 63.4 | 54.4 | 53.0 | | | | | | |
| | | 21~22 | 21:00 | 22:00 | 60 | 69.2 | 90.9 | 75.1 | 71.9 | 60.0 | 51.3 | 49.8 | | | | | | |
| | | 夜間 | 2/23 | 22~23 | 22:00 | 23:00 | 60 | 68.1 | 91.5 | 73.0 | 69.2 | 55.6 | | | 47.1 | 46.2 | L _{Aeq,8h} 67 | L _{A50,8h} 51 |
| | | | | 23~0 | 23:00 | 0:00 | 60 | 67.7 | 91.6 | 71.2 | 66.9 | 53.4 | | | 44.7 | 43.6 | | |
| 2/24 | 0~1 | | 0:00 | 1:00 | 60 | 67.8 | 90.5 | 68.3 | 64.0 | 51.6 | 42.8 | 42.0 | | | | | | |
| | 1~2 | | 1:00 | 2:00 | 60 | 66.8 | 91.1 | 64.6 | 60.9 | 48.5 | 41.4 | 40.8 | | | | | | |
| | 2~3 | | 2:00 | 3:00 | 60 | 64.6 | 91.1 | 61.8 | 58.1 | 45.6 | 39.5 | 39.1 | | | | | | |
| | 3~4 | | 3:00 | 4:00 | 60 | 65.3 | 88.1 | 64.4 | 60.1 | 46.4 | 40.4 | 39.8 | | | | | | |
| | 4~5 | | 4:00 | 5:00 | 60 | 66.8 | 90.7 | 67.6 | 63.6 | 50.2 | 42.6 | 41.9 | | | | | | |
| | 5~6 | | 5:00 | 6:00 | 60 | 68.4 | 89.2 | 71.5 | 67.6 | 54.6 | 46.2 | 45.1 | | | | | | |

※ 基準時間帯平均騒音レベルは、等価騒音レベルがエネルギー平均、時間率騒音レベルが算術平均です。

$$L_{Aeq}(\text{エネルギー平均})=10 \cdot \log\left[\frac{1}{n} \times (10^{L_1/10} + 10^{L_2/10} + \dots + 10^{L_n/10})\right]$$

| 調査場所 | | 道路騒音C | | | | | | | | | | | | | | | | |
|-------|------|-------------------------------|--------|-------|--------------------|--|--|--------------------|---------------------|---------------------|---------------------|---------------------|--|----------------------------|------|------|---------------------------|---------------------------|
| 調査年月日 | | 平成29年2月23日(木) ~ 平成29年2月24日(金) | | | | | | | | | | | | | | | | |
| 基準時間帯 | 日付 | 観測時間 | 騒音実測時間 | | 有効実測時間 (分) t | 等価騒音レベル (dB) L _{Aeq,1h} | 騒音レベルの 最大値 (dB) L _{Amax} | 時間率騒音レベル (dB) | | | | | 基準時間帯平均 | | | | | |
| | | | 開始時間 | 終了時間 | | | | L _{A5,1h} | L _{A10,1h} | L _{A50,1h} | L _{A90,1h} | L _{A95,1h} | 騒音レベル(dB) [※] 等価騒音レベル 時間率騒音レベル | | | | | |
| 昼間 | 2/24 | 6~7 | 6:00 | 7:00 | 60 | 63.4 | 85.8 | 65.7 | 62.0 | 49.2 | 44.9 | 44.4 | L _{Aeq,16h} 66 | L _{A50,16h} 54 | | | | |
| | | 7~8 | 7:00 | 8:00 | 60 | 67.7 | 87.8 | 73.5 | 70.8 | 58.6 | 49.0 | 47.9 | | | | | | |
| | | 8~9 | 8:00 | 9:00 | 60 | 67.9 | 89.9 | 73.3 | 70.2 | 56.2 | 47.0 | 45.9 | | | | | | |
| | | 9~10 | 9:00 | 10:00 | 60 | 67.2 | 87.1 | 73.4 | 70.3 | 54.0 | 44.6 | 43.5 | | | | | | |
| | | 10~11 | 10:00 | 11:00 | 60 | 67.6 | 89.4 | 73.2 | 69.9 | 55.6 | 46.2 | 45.2 | | | | | | |
| | | 11~12 | 11:00 | 12:00 | 60 | 67.8 | 88.6 | 73.6 | 70.1 | 54.1 | 46.2 | 45.4 | | | | | | |
| | 2/23 | 12~13 | 12:00 | 13:00 | 60 | 66.6 | 87.1 | 72.2 | 68.8 | 54.0 | 46.2 | 45.4 | | | | | | |
| | | 13~14 | 13:00 | 14:00 | 60 | 66.1 | 86.6 | 72.3 | 69.2 | 54.1 | 45.2 | 44.3 | | | | | | |
| | | 14~15 | 14:00 | 15:00 | 60 | 66.8 | 88.2 | 73.1 | 70.0 | 55.0 | 47.8 | 47.1 | | | | | | |
| | | 15~16 | 15:00 | 16:00 | 60 | 67.4 | 89.8 | 72.8 | 69.6 | 56.0 | 50.7 | 50.2 | | | | | | |
| | | 16~17 | 16:00 | 17:00 | 60 | 67.3 | 87.7 | 73.2 | 70.4 | 56.6 | 49.8 | 49.2 | | | | | | |
| | | 17~18 | 17:00 | 18:00 | 60 | 66.8 | 87.1 | 73.0 | 70.4 | 57.6 | 50.9 | 50.3 | | | | | | |
| | | 18~19 | 18:00 | 19:00 | 60 | 65.6 | 86.4 | 71.7 | 68.8 | 55.4 | 49.4 | 48.9 | | | | | | |
| | | 19~20 | 19:00 | 20:00 | 60 | 64.5 | 85.9 | 70.7 | 66.8 | 52.5 | 48.1 | 47.6 | | | | | | |
| | | 20~21 | 20:00 | 21:00 | 60 | 62.9 | 83.7 | 68.0 | 63.4 | 50.2 | 47.3 | 46.8 | | | | | | |
| | | 21~22 | 21:00 | 22:00 | 60 | 60.5 | 80.1 | 63.8 | 58.7 | 49.2 | 46.7 | 46.3 | | | | | | |
| | | 夜間 | 2/23 | 22~23 | 22:00 | 23:00 | 54 | 58.5 | 84.4 | 60.2 | 55.1 | 47.3 | | | 45.4 | 45.0 | L _{Aeq,8h} 55 | L _{A50,8h} 43 |
| | | | | 23~0 | 23:00 | 0:00 | 58 | 57.0 | 80.8 | 55.9 | 52.0 | 45.2 | | | 43.2 | 42.9 | | |
| 2/24 | 0~1 | | 0:00 | 1:00 | 59 | 54.5 | 83.4 | 49.9 | 47.2 | 40.9 | 39.4 | 39.2 | | | | | | |
| | 1~2 | | 1:00 | 2:00 | 60 | 51.7 | 80.7 | 48.8 | 46.5 | 41.6 | 40.2 | 40.0 | | | | | | |
| | 2~3 | | 2:00 | 3:00 | 60 | 52.9 | 80.4 | 48.1 | 46.1 | 41.7 | 40.4 | 40.1 | | | | | | |
| | 3~4 | | 3:00 | 4:00 | 60 | 45.0 | 68.6 | 46.1 | 45.2 | 41.8 | 40.6 | 40.4 | | | | | | |
| | 4~5 | | 4:00 | 5:00 | 60 | 52.4 | 78.7 | 51.5 | 49.1 | 44.3 | 42.6 | 42.4 | | | | | | |
| | 5~6 | | 5:00 | 6:00 | 60 | 56.9 | 87.0 | 53.7 | 50.5 | 44.3 | 42.3 | 42.0 | | | | | | |

※ 基準時間帯平均騒音レベルは、等価騒音レベルがエネルギー平均、時間率騒音レベルが算術平均です。

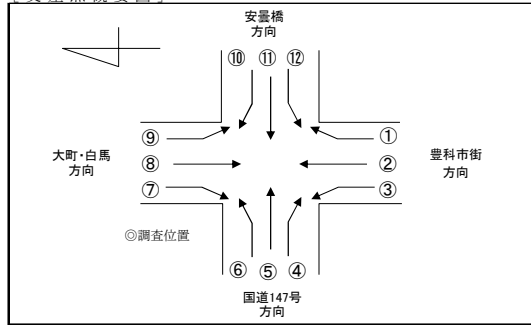
$$L_{Aeq}(\text{エネルギー平均})=10 \cdot \log\left[\frac{1}{n} \times (10^{L_1/10} + 10^{L_2/10} + \dots + 10^{L_n/10})\right]$$

1.2.3 交通量、車速

資料 1 夏季調査 交通量 平日

| | |
|------|-----------------------------|
| 調査日 | 平成28年7月12日(火)～平成28年7月13日(水) |
| 調査地点 | 安曇橋南交差点 |
| 調査対象 | 大型 |
| 天候 | 晴れ |

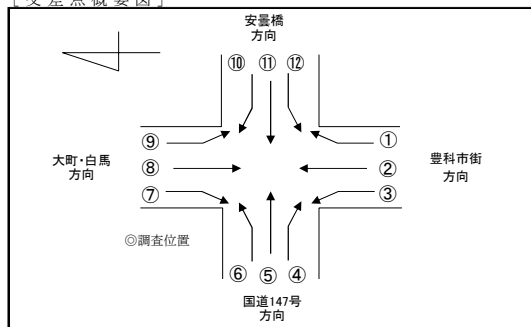
[交差点概要図]



| 調査日 | 時間帯 | ① | ② | ③ | ④ | ⑤ | ⑥ | ⑦ | ⑧ | ⑨ | ⑩ | ⑪ | ⑫ | 合計 |
|----------|------|----|-----|----|----|-----|----|----|-----|-----|-----|----|-----|------|
| H28.7.12 | 8時台 | 12 | 79 | 4 | 2 | 18 | 1 | 0 | 49 | 7 | 6 | 8 | 8 | 194 |
| | 9時台 | 13 | 55 | 5 | 3 | 10 | 1 | 0 | 51 | 13 | 23 | 15 | 16 | 205 |
| | 10時台 | 8 | 49 | 1 | 0 | 12 | 2 | 0 | 53 | 13 | 17 | 9 | 21 | 185 |
| | 11時台 | 3 | 38 | 4 | 1 | 9 | 4 | 3 | 58 | 15 | 6 | 6 | 7 | 154 |
| | 12時台 | 6 | 34 | 3 | 3 | 14 | 1 | 0 | 38 | 3 | 2 | 2 | 5 | 111 |
| | 13時台 | 10 | 45 | 6 | 3 | 11 | 1 | 3 | 39 | 14 | 13 | 7 | 5 | 157 |
| | 14時台 | 6 | 41 | 4 | 0 | 16 | 3 | 2 | 34 | 9 | 9 | 7 | 9 | 140 |
| | 15時台 | 7 | 34 | 1 | 1 | 18 | 0 | 1 | 60 | 12 | 6 | 8 | 8 | 156 |
| | 16時台 | 2 | 33 | 2 | 1 | 9 | 0 | 1 | 49 | 9 | 9 | 9 | 7 | 131 |
| | 17時台 | 2 | 17 | 1 | 0 | 4 | 0 | 1 | 39 | 2 | 0 | 5 | 5 | 76 |
| | 18時台 | 0 | 18 | 1 | 2 | 3 | 0 | 1 | 27 | 5 | 1 | 3 | 1 | 62 |
| | 19時台 | 0 | 12 | 0 | 0 | 0 | 0 | 0 | 10 | 0 | 0 | 1 | 0 | 23 |
| | 20時台 | 1 | 12 | 0 | 0 | 1 | 0 | 0 | 16 | 0 | 1 | 0 | 0 | 31 |
| | 21時台 | 1 | 6 | 0 | 0 | 1 | 0 | 0 | 17 | 2 | 1 | 0 | 0 | 28 |
| 22時台 | 0 | 13 | 1 | 0 | 0 | 0 | 0 | 11 | 2 | 2 | 0 | 1 | 30 | |
| 23時台 | 0 | 7 | 0 | 0 | 0 | 0 | 0 | 9 | 2 | 0 | 0 | 0 | 18 | |
| H28.7.13 | 0時台 | 1 | 15 | 0 | 0 | 0 | 0 | 1 | 12 | 0 | 1 | 1 | 2 | 33 |
| | 1時台 | 2 | 13 | 0 | 0 | 0 | 0 | 0 | 8 | 0 | 0 | 0 | 0 | 23 |
| | 2時台 | 0 | 11 | 0 | 0 | 0 | 0 | 0 | 8 | 0 | 0 | 1 | 2 | 22 |
| | 3時台 | 0 | 5 | 0 | 0 | 0 | 0 | 0 | 10 | 0 | 1 | 1 | 0 | 17 |
| | 4時台 | 2 | 10 | 0 | 0 | 2 | 0 | 0 | 6 | 0 | 1 | 1 | 1 | 23 |
| | 5時台 | 0 | 16 | 0 | 1 | 3 | 0 | 1 | 10 | 4 | 4 | 0 | 1 | 40 |
| | 6時台 | 3 | 33 | 0 | 0 | 0 | 0 | 4 | 19 | 2 | 8 | 3 | 2 | 74 |
| 7時台 | 2 | 44 | 2 | 1 | 7 | 0 | 1 | 30 | 0 | 5 | 1 | 4 | 97 | |
| 合計 | | 81 | 640 | 35 | 18 | 138 | 13 | 19 | 663 | 114 | 116 | 88 | 105 | 2030 |

| | |
|------|-----------------------------|
| 調査日 | 平成28年7月12日(火)～平成28年7月13日(水) |
| 調査地点 | 安曇橋南交差点 |
| 調査対象 | 小型 |
| 天候 | 晴れ |

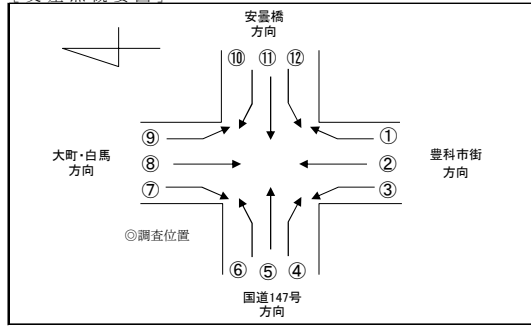
[交差点概要図]



| 調査日 | 時間帯 | ① | ② | ③ | ④ | ⑤ | ⑥ | ⑦ | ⑧ | ⑨ | ⑩ | ⑪ | ⑫ | 合計 |
|----------|------|------|------|-----|-----|------|----|-----|------|-----|-----|------|------|-------|
| H28.7.12 | 8時台 | 75 | 314 | 21 | 28 | 131 | 7 | 1 | 441 | 35 | 70 | 220 | 149 | 1492 |
| | 9時台 | 76 | 306 | 19 | 19 | 125 | 4 | 1 | 382 | 29 | 37 | 165 | 122 | 1285 |
| | 10時台 | 74 | 291 | 19 | 22 | 140 | 6 | 5 | 290 | 22 | 36 | 122 | 143 | 1170 |
| | 11時台 | 115 | 291 | 24 | 21 | 132 | 9 | 11 | 271 | 27 | 35 | 129 | 91 | 1156 |
| | 12時台 | 125 | 301 | 23 | 20 | 115 | 8 | 8 | 294 | 20 | 32 | 147 | 114 | 1207 |
| | 13時台 | 122 | 295 | 21 | 32 | 122 | 8 | 8 | 256 | 50 | 29 | 138 | 105 | 1186 |
| | 14時台 | 119 | 297 | 26 | 26 | 105 | 4 | 9 | 297 | 45 | 20 | 109 | 88 | 1145 |
| | 15時台 | 124 | 281 | 38 | 30 | 144 | 3 | 8 | 359 | 30 | 42 | 173 | 115 | 1347 |
| | 16時台 | 153 | 349 | 36 | 24 | 170 | 4 | 3 | 362 | 41 | 38 | 130 | 102 | 1412 |
| | 17時台 | 152 | 371 | 40 | 24 | 189 | 11 | 10 | 406 | 70 | 53 | 229 | 144 | 1699 |
| | 18時台 | 185 | 477 | 44 | 24 | 197 | 2 | 3 | 390 | 45 | 45 | 159 | 124 | 1695 |
| | 19時台 | 133 | 343 | 34 | 14 | 131 | 5 | 2 | 255 | 34 | 44 | 125 | 65 | 1185 |
| | 20時台 | 87 | 267 | 30 | 13 | 78 | 1 | 4 | 183 | 37 | 24 | 64 | 44 | 832 |
| | 21時台 | 60 | 201 | 18 | 6 | 45 | 4 | 1 | 104 | 18 | 19 | 36 | 19 | 531 |
| 22時台 | 29 | 136 | 16 | 4 | 36 | 1 | 5 | 67 | 10 | 9 | 15 | 15 | 343 | |
| 23時台 | 19 | 92 | 5 | 2 | 11 | 0 | 0 | 30 | 9 | 2 | 13 | 13 | 196 | |
| H28.7.13 | 0時台 | 11 | 47 | 1 | 2 | 8 | 1 | 2 | 30 | 2 | 4 | 13 | 2 | 123 |
| | 1時台 | 10 | 34 | 1 | 3 | 3 | 1 | 4 | 15 | 0 | 1 | 3 | 4 | 79 |
| | 2時台 | 2 | 27 | 1 | 0 | 3 | 0 | 1 | 10 | 2 | 1 | 4 | 1 | 52 |
| | 3時台 | 3 | 28 | 2 | 0 | 7 | 0 | 0 | 16 | 2 | 5 | 4 | 3 | 70 |
| | 4時台 | 7 | 23 | 1 | 1 | 3 | 0 | 0 | 32 | 4 | 8 | 3 | 8 | 90 |
| | 5時台 | 10 | 33 | 0 | 7 | 17 | 1 | 0 | 51 | 9 | 13 | 21 | 16 | 178 |
| | 6時台 | 39 | 136 | 3 | 21 | 68 | 3 | 24 | 282 | 2 | 50 | 64 | 65 | 757 |
| 7時台 | 98 | 475 | 19 | 48 | 251 | 6 | 29 | 535 | 2 | 101 | 192 | 209 | 1965 | |
| 合計 | | 1828 | 5415 | 442 | 391 | 2231 | 89 | 139 | 5358 | 545 | 718 | 2278 | 1761 | 21195 |

| | |
|------|-----------------------------|
| 調査日 | 平成28年7月12日(火)～平成28年7月13日(水) |
| 調査地点 | 安曇橋南交差点 |
| 調査対象 | パッカー車 |
| 天候 | 晴れ |

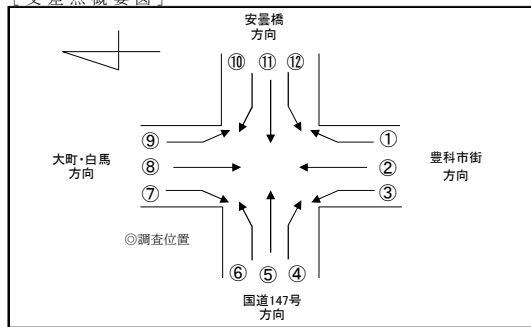
[交差点概要図]



| 調査日 | 時間帯 | ① | ② | ③ | ④ | ⑤ | ⑥ | ⑦ | ⑧ | ⑨ | ⑩ | ⑪ | ⑫ | 合計 | |
|----------|------|----|----|---|----|---|---|---|----|---|---|---|----|-----|---|
| H28.7.12 | 8時台 | 0 | 1 | 0 | 1 | 0 | 0 | 0 | 4 | 0 | 0 | 0 | 2 | 8 | |
| | 9時台 | 5 | 8 | 2 | 3 | 0 | 0 | 0 | 6 | 0 | 0 | 0 | 4 | 28 | |
| | 10時台 | 1 | 2 | 4 | 4 | 3 | 1 | 0 | 2 | 0 | 0 | 1 | 1 | 19 | |
| | 11時台 | 2 | 11 | 2 | 4 | 0 | 0 | 0 | 2 | 0 | 1 | 0 | 4 | 26 | |
| | 12時台 | 1 | 2 | 0 | 1 | 1 | 0 | 0 | 2 | 0 | 0 | 0 | 0 | 7 | |
| | 13時台 | 1 | 3 | 0 | 0 | 1 | 1 | 1 | 8 | 1 | 0 | 1 | 3 | 20 | |
| | 14時台 | 0 | 2 | 0 | 0 | 0 | 0 | 0 | 1 | 2 | 0 | 0 | 1 | 6 | |
| | 15時台 | 1 | 1 | 0 | 1 | 0 | 0 | 1 | 1 | 0 | 0 | 1 | 0 | 6 | |
| | 16時台 | 0 | 2 | 1 | 0 | 1 | 0 | 0 | 0 | 0 | 0 | 0 | 0 | 4 | |
| | 17時台 | 0 | 6 | 0 | 0 | 0 | 0 | 0 | 0 | 0 | 0 | 0 | 0 | 6 | |
| | 18時台 | 0 | 0 | 0 | 0 | 0 | 0 | 0 | 0 | 0 | 0 | 0 | 0 | 0 | |
| | 19時台 | 0 | 0 | 0 | 0 | 2 | 0 | 0 | 0 | 0 | 1 | 0 | 0 | 1 | 4 |
| | 20時台 | 0 | 0 | 0 | 0 | 0 | 0 | 0 | 0 | 0 | 0 | 0 | 0 | 0 | 0 |
| | 21時台 | 0 | 0 | 0 | 0 | 0 | 0 | 0 | 0 | 0 | 0 | 0 | 0 | 0 | 0 |
| 22時台 | 0 | 0 | 0 | 0 | 0 | 0 | 0 | 0 | 2 | 0 | 0 | 0 | 1 | 3 | |
| 23時台 | 0 | 0 | 0 | 0 | 0 | 0 | 0 | 0 | 0 | 0 | 0 | 0 | 0 | 0 | |
| H28.7.13 | 0時台 | 0 | 0 | 0 | 0 | 0 | 0 | 0 | 0 | 0 | 0 | 0 | 0 | 0 | |
| | 1時台 | 0 | 0 | 0 | 0 | 0 | 0 | 0 | 0 | 0 | 0 | 0 | 0 | 0 | |
| | 2時台 | 0 | 0 | 0 | 0 | 0 | 0 | 0 | 0 | 0 | 0 | 0 | 0 | 0 | |
| | 3時台 | 0 | 0 | 0 | 0 | 0 | 0 | 0 | 0 | 0 | 0 | 0 | 0 | 0 | |
| | 4時台 | 0 | 0 | 0 | 0 | 0 | 0 | 0 | 0 | 0 | 0 | 0 | 0 | 0 | |
| | 5時台 | 0 | 0 | 0 | 0 | 0 | 0 | 0 | 0 | 0 | 0 | 0 | 0 | 0 | |
| | 6時台 | 0 | 0 | 0 | 0 | 0 | 0 | 0 | 3 | 0 | 0 | 0 | 0 | 3 | |
| 7時台 | 0 | 1 | 0 | 0 | 0 | 0 | 0 | 1 | 0 | 0 | 0 | 0 | 2 | | |
| 合計 | | 11 | 39 | 9 | 14 | 8 | 2 | 3 | 33 | 2 | 1 | 3 | 17 | 142 | |

| | |
|------|-----------------------------|
| 調査日 | 平成28年7月12日(火)～平成28年7月13日(水) |
| 調査地点 | 安曇橋南交差点 |
| 調査対象 | 二輪車 |
| 天候 | 晴れ |

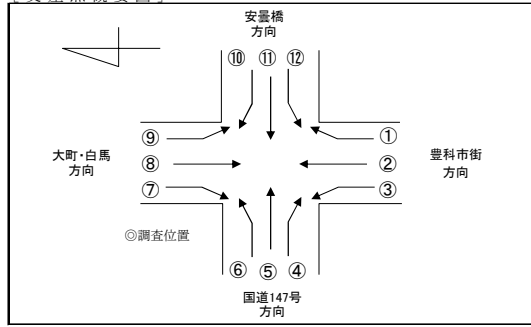
[交差点概要図]



| 調査日 | 時間帯 | ① | ② | ③ | ④ | ⑤ | ⑥ | ⑦ | ⑧ | ⑨ | ⑩ | ⑪ | ⑫ | 合計 | |
|----------|------|----|----|---|---|----|---|---|----|---|---|----|----|-----|----|
| H28.7.12 | 8時台 | 0 | 1 | 0 | 0 | 1 | 0 | 0 | 1 | 0 | 1 | 1 | 1 | 6 | |
| | 9時台 | 1 | 2 | 0 | 0 | 5 | 0 | 0 | 6 | 2 | 1 | 0 | 3 | 20 | |
| | 10時台 | 4 | 3 | 1 | 0 | 3 | 1 | 0 | 1 | 0 | 1 | 3 | 1 | 18 | |
| | 11時台 | 0 | 3 | 0 | 0 | 1 | 0 | 0 | 2 | 1 | 0 | 1 | 1 | 9 | |
| | 12時台 | 0 | 4 | 0 | 0 | 2 | 0 | 0 | 7 | 0 | 0 | 2 | 0 | 15 | |
| | 13時台 | 0 | 2 | 1 | 0 | 2 | 0 | 0 | 2 | 0 | 0 | 0 | 0 | 7 | |
| | 14時台 | 1 | 2 | 1 | 0 | 1 | 0 | 0 | 1 | 0 | 1 | 1 | 2 | 10 | |
| | 15時台 | 0 | 1 | 0 | 0 | 0 | 0 | 1 | 1 | 2 | 1 | 1 | 9 | 2 | 18 |
| | 16時台 | 1 | 2 | 0 | 1 | 2 | 0 | 0 | 5 | 1 | 0 | 4 | 2 | 18 | |
| | 17時台 | 1 | 2 | 0 | 0 | 1 | 0 | 0 | 5 | 0 | 0 | 3 | 1 | 13 | |
| | 18時台 | 2 | 3 | 1 | 0 | 4 | 0 | 0 | 0 | 0 | 0 | 2 | 0 | 12 | |
| | 19時台 | 0 | 2 | 0 | 0 | 1 | 0 | 0 | 2 | 0 | 0 | 0 | 0 | 5 | |
| | 20時台 | 1 | 1 | 1 | 0 | 1 | 0 | 0 | 1 | 0 | 0 | 0 | 0 | 5 | |
| | 21時台 | 0 | 1 | 0 | 0 | 0 | 0 | 0 | 0 | 0 | 0 | 1 | 0 | 2 | |
| 22時台 | 0 | 0 | 0 | 0 | 0 | 0 | 0 | 0 | 1 | 0 | 0 | 0 | 1 | | |
| 23時台 | 0 | 0 | 0 | 0 | 0 | 0 | 0 | 1 | 0 | 0 | 0 | 0 | 1 | | |
| H28.7.13 | 0時台 | 0 | 1 | 0 | 0 | 0 | 0 | 0 | 0 | 0 | 0 | 0 | 0 | 1 | |
| | 1時台 | 0 | 0 | 0 | 0 | 0 | 0 | 0 | 0 | 0 | 0 | 0 | 0 | 0 | |
| | 2時台 | 0 | 0 | 0 | 0 | 0 | 0 | 0 | 0 | 0 | 0 | 0 | 0 | 0 | |
| | 3時台 | 0 | 0 | 0 | 0 | 0 | 0 | 0 | 1 | 0 | 0 | 0 | 1 | 2 | |
| | 4時台 | 0 | 0 | 0 | 0 | 0 | 0 | 0 | 0 | 0 | 0 | 0 | 0 | 0 | |
| | 5時台 | 0 | 0 | 0 | 0 | 0 | 0 | 0 | 0 | 0 | 0 | 0 | 0 | 0 | |
| | 6時台 | 1 | 0 | 0 | 0 | 0 | 0 | 0 | 0 | 0 | 0 | 0 | 1 | 2 | |
| 7時台 | 0 | 0 | 0 | 0 | 0 | 0 | 0 | 2 | 0 | 0 | 0 | 0 | 2 | | |
| 合計 | | 12 | 30 | 5 | 1 | 24 | 2 | 1 | 39 | 6 | 5 | 27 | 15 | 167 | |

| | |
|------|-----------------------------|
| 調査日 | 平成28年7月12日(火)～平成28年7月13日(水) |
| 調査地点 | 安曇橋南交差点 |
| 調査対象 | 全車種合計 |
| 天候 | 晴れ |

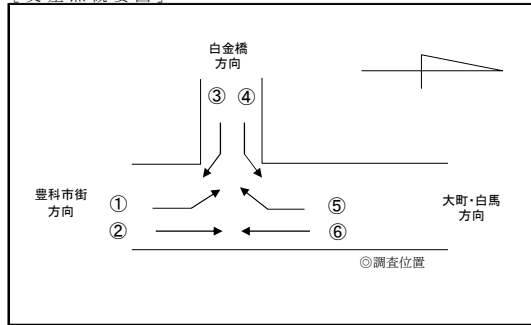
[交差点概要図]



| 調査日 | 時間帯 | ① | ② | ③ | ④ | ⑤ | ⑥ | ⑦ | ⑧ | ⑨ | ⑩ | ⑪ | ⑫ | 合計 |
|----------|------|------|------|-----|-----|------|-----|-----|------|-----|-----|------|------|-------|
| H28.7.12 | 8時台 | 87 | 395 | 25 | 31 | 150 | 8 | 1 | 495 | 42 | 77 | 229 | 160 | 1700 |
| | 9時台 | 95 | 371 | 26 | 25 | 140 | 5 | 1 | 445 | 44 | 61 | 180 | 145 | 1538 |
| | 10時台 | 87 | 345 | 25 | 26 | 158 | 10 | 5 | 346 | 35 | 54 | 135 | 166 | 1392 |
| | 11時台 | 120 | 343 | 30 | 26 | 142 | 13 | 14 | 333 | 43 | 42 | 136 | 103 | 1345 |
| | 12時台 | 132 | 341 | 26 | 24 | 132 | 9 | 8 | 341 | 23 | 34 | 151 | 119 | 1340 |
| | 13時台 | 133 | 345 | 28 | 35 | 136 | 10 | 12 | 305 | 65 | 42 | 146 | 113 | 1370 |
| | 14時台 | 126 | 342 | 31 | 26 | 122 | 7 | 12 | 334 | 54 | 30 | 117 | 100 | 1301 |
| | 15時台 | 132 | 317 | 39 | 32 | 162 | 4 | 11 | 422 | 43 | 49 | 191 | 125 | 1527 |
| | 16時台 | 156 | 386 | 39 | 26 | 182 | 4 | 4 | 416 | 51 | 47 | 143 | 111 | 1565 |
| | 17時台 | 155 | 396 | 41 | 24 | 194 | 11 | 11 | 450 | 72 | 53 | 237 | 150 | 1794 |
| | 18時台 | 187 | 498 | 46 | 26 | 204 | 2 | 4 | 417 | 50 | 46 | 164 | 125 | 1769 |
| | 19時台 | 133 | 357 | 34 | 14 | 134 | 5 | 2 | 267 | 35 | 44 | 126 | 66 | 1217 |
| | 20時台 | 89 | 280 | 31 | 13 | 80 | 1 | 4 | 200 | 37 | 25 | 64 | 44 | 868 |
| | 21時台 | 61 | 208 | 18 | 6 | 46 | 4 | 1 | 121 | 20 | 20 | 37 | 19 | 561 |
| 22時台 | 29 | 149 | 17 | 4 | 36 | 1 | 5 | 80 | 13 | 11 | 15 | 17 | 377 | |
| 23時台 | 19 | 99 | 5 | 2 | 11 | 0 | 0 | 40 | 11 | 2 | 13 | 13 | 215 | |
| H28.7.13 | 0時台 | 12 | 63 | 1 | 2 | 8 | 1 | 3 | 42 | 2 | 5 | 14 | 4 | 157 |
| | 1時台 | 12 | 47 | 1 | 3 | 3 | 1 | 4 | 23 | 0 | 1 | 3 | 4 | 102 |
| | 2時台 | 2 | 38 | 1 | 0 | 3 | 0 | 1 | 18 | 2 | 1 | 5 | 3 | 74 |
| | 3時台 | 3 | 33 | 2 | 0 | 7 | 0 | 0 | 27 | 2 | 6 | 5 | 4 | 89 |
| | 4時台 | 9 | 33 | 1 | 1 | 5 | 0 | 0 | 38 | 4 | 9 | 4 | 9 | 113 |
| | 5時台 | 10 | 49 | 0 | 8 | 20 | 1 | 1 | 61 | 13 | 17 | 21 | 17 | 218 |
| | 6時台 | 43 | 169 | 3 | 21 | 68 | 3 | 28 | 304 | 4 | 58 | 67 | 68 | 836 |
| 7時台 | 100 | 520 | 21 | 49 | 258 | 6 | 30 | 568 | 2 | 106 | 193 | 213 | 2066 | |
| 合計 | | 1932 | 6124 | 491 | 424 | 2401 | 106 | 162 | 6093 | 667 | 840 | 2396 | 1898 | 23534 |

| | |
|------|-----------------------------|
| 調査日 | 平成28年7月12日(火)～平成28年7月13日(水) |
| 調査地点 | 白金橋東側交差点 |
| 調査対象 | 大型 |
| 天候 | 晴れ |

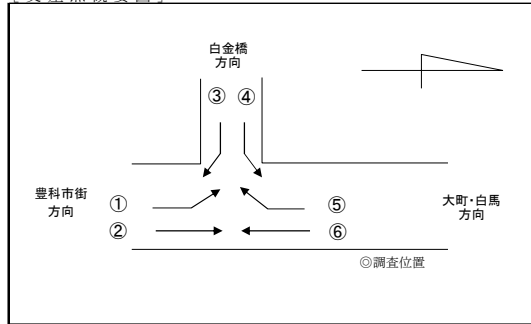
[交差点概要図]



| 調査日 | 時間帯 | ① | ② | ③ | ④ | ⑤ | ⑥ | 合計 |
|----------|------|----|-----|---|----|----|-----|------|
| H28.7.12 | 8時台 | 0 | 26 | 0 | 0 | 0 | 41 | 67 |
| | 9時台 | 1 | 64 | 0 | 2 | 1 | 61 | 129 |
| | 10時台 | 6 | 50 | 1 | 0 | 1 | 55 | 113 |
| | 11時台 | 1 | 52 | 1 | 2 | 0 | 67 | 123 |
| | 12時台 | 0 | 41 | 0 | 0 | 1 | 47 | 89 |
| | 13時台 | 1 | 43 | 0 | 2 | 0 | 58 | 104 |
| | 14時台 | 1 | 52 | 0 | 1 | 1 | 45 | 100 |
| | 15時台 | 5 | 43 | 0 | 0 | 0 | 57 | 105 |
| | 16時台 | 1 | 38 | 0 | 0 | 2 | 60 | 101 |
| | 17時台 | 1 | 30 | 1 | 0 | 1 | 45 | 78 |
| | 18時台 | 1 | 19 | 0 | 0 | 0 | 32 | 52 |
| | 19時台 | 0 | 19 | 0 | 1 | 1 | 15 | 36 |
| | 20時台 | 0 | 10 | 0 | 0 | 0 | 15 | 25 |
| | 21時台 | 0 | 6 | 0 | 0 | 0 | 17 | 23 |
| 22時台 | 0 | 11 | 0 | 0 | 0 | 12 | 23 | |
| 23時台 | 0 | 9 | 0 | 0 | 0 | 11 | 20 | |
| H28.7.13 | 0時台 | 0 | 12 | 0 | 0 | 0 | 15 | 27 |
| | 1時台 | 0 | 14 | 1 | 0 | 0 | 7 | 22 |
| | 2時台 | 0 | 10 | 0 | 0 | 0 | 6 | 16 |
| | 3時台 | 0 | 8 | 0 | 0 | 0 | 10 | 18 |
| | 4時台 | 1 | 10 | 0 | 0 | 0 | 6 | 17 |
| | 5時台 | 1 | 14 | 0 | 0 | 0 | 9 | 24 |
| | 6時台 | 0 | 37 | 0 | 0 | 0 | 26 | 63 |
| 7時台 | 1 | 43 | 0 | 2 | 1 | 39 | 86 | |
| 合計 | | 21 | 661 | 4 | 10 | 9 | 756 | 1461 |

| | |
|------|-----------------------------|
| 調査日 | 平成28年7月12日(火)～平成28年7月13日(水) |
| 調査地点 | 白金橋東側交差点 |
| 調査対象 | 小型 |
| 天候 | 晴れ |

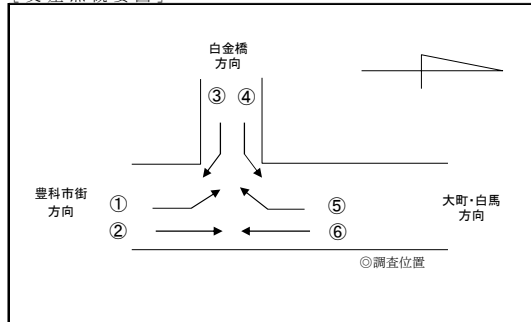
[交差点概要図]



| 調査日 | 時間帯 | ① | ② | ③ | ④ | ⑤ | ⑥ | 合計 |
|----------|------|-----|------|-----|-----|-----|------|-------|
| H28.7.12 | 8時台 | 24 | 493 | 14 | 23 | 33 | 587 | 1174 |
| | 9時台 | 21 | 439 | 12 | 25 | 13 | 467 | 977 |
| | 10時台 | 40 | 387 | 12 | 31 | 38 | 438 | 946 |
| | 11時台 | 33 | 454 | 18 | 35 | 23 | 411 | 974 |
| | 12時台 | 36 | 444 | 17 | 27 | 14 | 411 | 949 |
| | 13時台 | 30 | 456 | 16 | 29 | 27 | 377 | 935 |
| | 14時台 | 38 | 449 | 8 | 29 | 30 | 411 | 965 |
| | 15時台 | 45 | 457 | 27 | 32 | 28 | 504 | 1093 |
| | 16時台 | 42 | 498 | 12 | 45 | 47 | 497 | 1141 |
| | 17時台 | 62 | 556 | 10 | 66 | 46 | 534 | 1274 |
| | 18時台 | 49 | 616 | 11 | 61 | 41 | 476 | 1254 |
| | 19時台 | 47 | 464 | 4 | 38 | 24 | 341 | 918 |
| | 20時台 | 15 | 354 | 4 | 11 | 15 | 221 | 620 |
| | 21時台 | 16 | 268 | 2 | 16 | 11 | 122 | 435 |
| 22時台 | 11 | 190 | 0 | 6 | 3 | 87 | 297 | |
| 23時台 | 5 | 114 | 0 | 3 | 4 | 44 | 170 | |
| H28.7.13 | 0時台 | 1 | 64 | 0 | 4 | 0 | 30 | 99 |
| | 1時台 | 3 | 43 | 1 | 0 | 1 | 18 | 66 |
| | 2時台 | 4 | 28 | 0 | 0 | 2 | 12 | 46 |
| | 3時台 | 0 | 32 | 2 | 0 | 0 | 22 | 56 |
| | 4時台 | 0 | 35 | 0 | 0 | 1 | 44 | 80 |
| | 5時台 | 1 | 46 | 4 | 5 | 2 | 76 | 134 |
| | 6時台 | 6 | 246 | 8 | 6 | 5 | 372 | 643 |
| 7時台 | 22 | 576 | 9 | 34 | 20 | 585 | 1246 | |
| 合計 | | 551 | 7709 | 191 | 526 | 428 | 7087 | 16492 |

| | |
|------|-----------------------------|
| 調査日 | 平成28年7月12日(火)～平成28年7月13日(水) |
| 調査地点 | 白金橋東側交差点 |
| 調査対象 | パッカー車 |
| 天候 | 晴れ |

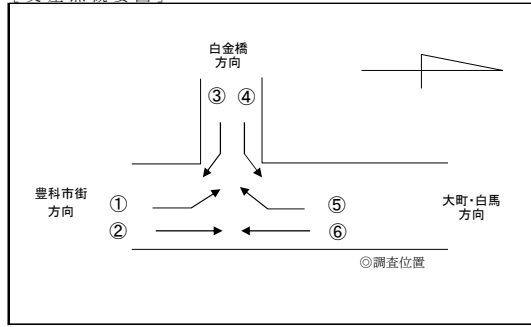
[交差点概要図]



| 調査日 | 時間帯 | ① | ② | ③ | ④ | ⑤ | ⑥ | 合計 |
|----------|------|---|----|---|---|---|----|----|
| H28.7.12 | 8時台 | 0 | 6 | 0 | 0 | 1 | 6 | 13 |
| | 9時台 | 0 | 12 | 0 | 1 | 0 | 7 | 20 |
| | 10時台 | 0 | 8 | 0 | 1 | 0 | 9 | 18 |
| | 11時台 | 0 | 4 | 0 | 1 | 0 | 4 | 9 |
| | 12時台 | 0 | 2 | 0 | 1 | 0 | 2 | 5 |
| | 13時台 | 0 | 5 | 0 | 0 | 0 | 5 | 10 |
| | 14時台 | 0 | 2 | 0 | 0 | 1 | 3 | 6 |
| | 15時台 | 0 | 1 | 0 | 0 | 0 | 2 | 3 |
| | 16時台 | 0 | 2 | 0 | 0 | 0 | 0 | 2 |
| | 17時台 | 0 | 0 | 0 | 0 | 0 | 0 | 0 |
| | 18時台 | 0 | 0 | 0 | 0 | 0 | 0 | 0 |
| | 19時台 | 0 | 0 | 0 | 0 | 0 | 0 | 0 |
| | 20時台 | 0 | 0 | 0 | 0 | 0 | 0 | 0 |
| | 21時台 | 0 | 0 | 0 | 0 | 0 | 0 | 0 |
| 22時台 | 0 | 0 | 0 | 0 | 0 | 0 | 0 | |
| 23時台 | 0 | 0 | 0 | 0 | 0 | 0 | 0 | |
| H28.7.13 | 0時台 | 0 | 0 | 0 | 0 | 0 | 0 | 0 |
| | 1時台 | 0 | 0 | 0 | 0 | 0 | 0 | 0 |
| | 2時台 | 0 | 0 | 0 | 0 | 0 | 0 | 0 |
| | 3時台 | 0 | 0 | 0 | 0 | 0 | 0 | 0 |
| | 4時台 | 0 | 0 | 0 | 0 | 0 | 0 | 0 |
| | 5時台 | 0 | 0 | 0 | 0 | 0 | 0 | 0 |
| | 6時台 | 0 | 0 | 0 | 0 | 0 | 4 | 4 |
| 7時台 | 0 | 0 | 0 | 0 | 0 | 0 | 0 | |
| 合計 | | 0 | 42 | 0 | 4 | 2 | 42 | 90 |

| | |
|------|-----------------------------|
| 調査日 | 平成28年7月12日(火)～平成28年7月13日(水) |
| 調査地点 | 白金橋東側交差点 |
| 調査対象 | 二輪車 |
| 天候 | 晴れ |

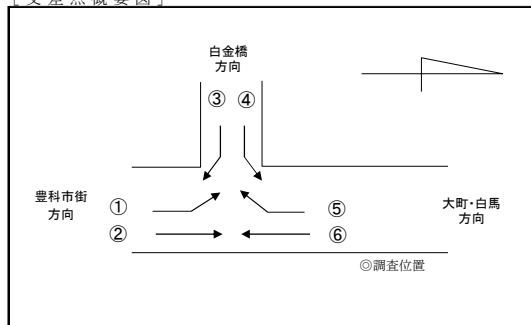
[交差点概要図]



| 調査日 | 時間帯 | ① | ② | ③ | ④ | ⑤ | ⑥ | 合計 |
|----------|------|---|----|---|---|---|----|-----|
| H28.7.12 | 8時台 | 0 | 1 | 0 | 0 | 0 | 3 | 4 |
| | 9時台 | 0 | 3 | 0 | 0 | 0 | 8 | 11 |
| | 10時台 | 0 | 5 | 0 | 1 | 1 | 4 | 11 |
| | 11時台 | 0 | 4 | 0 | 0 | 1 | 1 | 6 |
| | 12時台 | 0 | 4 | 0 | 1 | 0 | 6 | 11 |
| | 13時台 | 0 | 2 | 0 | 0 | 0 | 5 | 7 |
| | 14時台 | 0 | 3 | 0 | 0 | 2 | 2 | 7 |
| | 15時台 | 0 | 2 | 0 | 0 | 0 | 4 | 6 |
| | 16時台 | 0 | 1 | 0 | 0 | 0 | 5 | 6 |
| | 17時台 | 0 | 2 | 0 | 0 | 0 | 5 | 7 |
| | 18時台 | 1 | 5 | 0 | 1 | 0 | 0 | 7 |
| | 19時台 | 0 | 4 | 0 | 0 | 1 | 2 | 7 |
| | 20時台 | 0 | 3 | 0 | 0 | 0 | 2 | 5 |
| | 21時台 | 0 | 1 | 0 | 0 | 0 | 0 | 1 |
| 22時台 | 0 | 0 | 0 | 0 | 0 | 0 | 0 | |
| 23時台 | 0 | 1 | 0 | 0 | 0 | 1 | 2 | |
| H28.7.13 | 0時台 | 0 | 1 | 0 | 0 | 0 | 0 | 1 |
| | 1時台 | 0 | 0 | 0 | 0 | 0 | 0 | 0 |
| | 2時台 | 0 | 0 | 0 | 0 | 0 | 0 | 0 |
| | 3時台 | 0 | 0 | 0 | 0 | 0 | 2 | 2 |
| | 4時台 | 0 | 0 | 0 | 0 | 0 | 0 | 0 |
| | 5時台 | 0 | 0 | 0 | 0 | 0 | 0 | 0 |
| | 6時台 | 0 | 0 | 0 | 1 | 0 | 1 | 2 |
| 7時台 | 0 | 0 | 0 | 0 | 0 | 2 | 2 | |
| 合計 | | 1 | 42 | 0 | 4 | 5 | 53 | 105 |

| | |
|------|-----------------------------|
| 調査日 | 平成28年7月12日(火)～平成28年7月13日(水) |
| 調査地点 | 白金橋東側交差点 |
| 調査対象 | 全車種合計 |
| 天候 | 晴れ |

[交差点概要図]

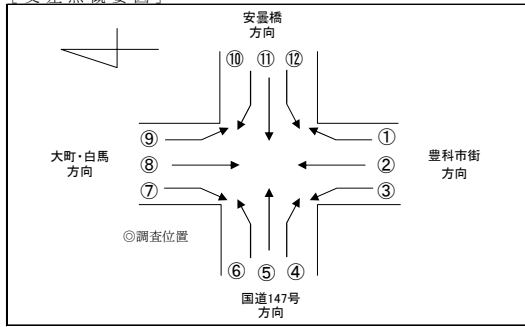


| 調査日 | 時間帯 | ① | ② | ③ | ④ | ⑤ | ⑥ | 合計 |
|----------|------|-----|------|-----|-----|-----|------|-------|
| H28.7.12 | 8時台 | 24 | 526 | 14 | 23 | 34 | 637 | 1258 |
| | 9時台 | 22 | 518 | 12 | 28 | 14 | 543 | 1137 |
| | 10時台 | 46 | 450 | 13 | 33 | 40 | 506 | 1088 |
| | 11時台 | 34 | 514 | 19 | 38 | 24 | 483 | 1112 |
| | 12時台 | 36 | 491 | 17 | 29 | 15 | 466 | 1054 |
| | 13時台 | 31 | 506 | 16 | 31 | 27 | 445 | 1056 |
| | 14時台 | 39 | 506 | 8 | 30 | 34 | 461 | 1078 |
| | 15時台 | 50 | 503 | 27 | 32 | 28 | 567 | 1207 |
| | 16時台 | 43 | 539 | 12 | 45 | 49 | 562 | 1250 |
| | 17時台 | 63 | 588 | 11 | 66 | 47 | 584 | 1359 |
| | 18時台 | 51 | 640 | 11 | 62 | 41 | 508 | 1313 |
| | 19時台 | 47 | 487 | 4 | 39 | 26 | 358 | 961 |
| | 20時台 | 15 | 367 | 4 | 11 | 15 | 238 | 650 |
| | 21時台 | 16 | 275 | 2 | 16 | 11 | 139 | 459 |
| 22時台 | 11 | 201 | 0 | 6 | 3 | 99 | 320 | |
| 23時台 | 5 | 124 | 0 | 3 | 4 | 56 | 192 | |
| H28.7.13 | 0時台 | 1 | 77 | 0 | 4 | 0 | 45 | 127 |
| | 1時台 | 3 | 57 | 2 | 0 | 1 | 25 | 88 |
| | 2時台 | 4 | 38 | 0 | 0 | 2 | 18 | 62 |
| | 3時台 | 0 | 40 | 2 | 0 | 0 | 34 | 76 |
| | 4時台 | 1 | 45 | 0 | 0 | 1 | 50 | 97 |
| | 5時台 | 2 | 60 | 4 | 5 | 2 | 85 | 158 |
| | 6時台 | 6 | 283 | 8 | 7 | 5 | 403 | 712 |
| 7時台 | 23 | 619 | 9 | 36 | 21 | 626 | 1334 | |
| 合計 | | 573 | 8454 | 195 | 544 | 444 | 7938 | 18148 |

資料2 夏季調査 交通量 休日

| | |
|------|----------------------------|
| 調査日 | 平成28年7月9日(土)～平成28年7月10日(日) |
| 調査地点 | 安曇橋南交差点 |
| 調査対象 | 大型 |
| 天候 | 晴れ |

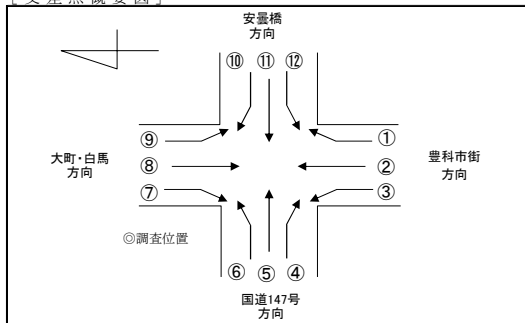
[交差点概要図]



| 調査日 | 時間帯 | ① | ② | ③ | ④ | ⑤ | ⑥ | ⑦ | ⑧ | ⑨ | ⑩ | ⑪ | ⑫ | 合計 |
|----------|------|----|-----|----|----|----|---|---|-----|----|----|----|----|-----|
| H29.7.9 | 8時台 | 2 | 39 | 2 | 2 | 3 | 0 | 0 | 20 | 4 | 1 | 0 | 1 | 74 |
| | 9時台 | 6 | 31 | 1 | 1 | 3 | 0 | 4 | 22 | 4 | 10 | 12 | 5 | 99 |
| | 10時台 | 5 | 30 | 1 | 0 | 4 | 0 | 0 | 28 | 6 | 3 | 3 | 3 | 83 |
| | 11時台 | 1 | 17 | 1 | 1 | 4 | 0 | 0 | 33 | 7 | 4 | 0 | 1 | 69 |
| | 12時台 | 1 | 18 | 2 | 1 | 2 | 0 | 0 | 34 | 2 | 3 | 3 | 1 | 67 |
| | 13時台 | 2 | 19 | 0 | 0 | 5 | 0 | 0 | 18 | 2 | 0 | 2 | 0 | 48 |
| | 14時台 | 4 | 23 | 1 | 0 | 1 | 0 | 0 | 16 | 2 | 5 | 3 | 2 | 57 |
| | 15時台 | 5 | 18 | 2 | 3 | 4 | 0 | 1 | 25 | 5 | 2 | 2 | 4 | 71 |
| | 16時台 | 2 | 15 | 1 | 2 | 2 | 0 | 0 | 25 | 2 | 1 | 4 | 1 | 55 |
| | 17時台 | 0 | 12 | 0 | 0 | 3 | 1 | 0 | 20 | 2 | 1 | 1 | 1 | 41 |
| | 18時台 | 0 | 8 | 0 | 1 | 1 | 0 | 0 | 11 | 3 | 1 | 0 | 2 | 27 |
| | 19時台 | 0 | 12 | 0 | 0 | 2 | 0 | 1 | 3 | 0 | 0 | 0 | 0 | 18 |
| | 20時台 | 0 | 3 | 0 | 0 | 2 | 0 | 0 | 7 | 0 | 0 | 3 | 0 | 15 |
| | 21時台 | 2 | 1 | 0 | 0 | 0 | 0 | 0 | 3 | 0 | 0 | 0 | 0 | 6 |
| 22時台 | 1 | 6 | 0 | 0 | 0 | 0 | 0 | 0 | 0 | 2 | 0 | 0 | 9 | |
| 23時台 | 0 | 3 | 0 | 0 | 0 | 0 | 0 | 0 | 0 | 0 | 0 | 0 | 3 | |
| H29.7.10 | 0時台 | 0 | 3 | 0 | 0 | 0 | 0 | 0 | 3 | 0 | 0 | 0 | 1 | 7 |
| | 1時台 | 0 | 3 | 0 | 0 | 0 | 0 | 0 | 1 | 0 | 0 | 0 | 0 | 4 |
| | 2時台 | 1 | 0 | 0 | 0 | 0 | 0 | 0 | 1 | 0 | 0 | 0 | 1 | 3 |
| | 3時台 | 0 | 2 | 0 | 0 | 0 | 0 | 0 | 3 | 0 | 0 | 0 | 0 | 5 |
| | 4時台 | 3 | 9 | 0 | 0 | 1 | 0 | 0 | 3 | 0 | 0 | 0 | 0 | 16 |
| | 5時台 | 3 | 7 | 0 | 1 | 0 | 0 | 0 | 3 | 0 | 0 | 2 | 0 | 16 |
| | 6時台 | 0 | 6 | 0 | 0 | 1 | 0 | 0 | 9 | 0 | 0 | 2 | 0 | 18 |
| 7時台 | 0 | 7 | 0 | 0 | 3 | 0 | 1 | 7 | 1 | 3 | 4 | 4 | 30 | |
| 合計 | | 38 | 292 | 11 | 12 | 41 | 1 | 7 | 295 | 40 | 36 | 41 | 27 | 841 |

| | |
|------|----------------------------|
| 調査日 | 平成28年7月9日(土)～平成28年7月10日(日) |
| 調査地点 | 安曇橋南交差点 |
| 調査対象 | 小型 |
| 天候 | 晴れ |

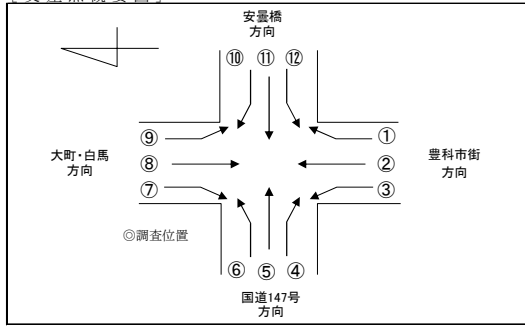
[交差点概要図]



| 調査日 | 時間帯 | ① | ② | ③ | ④ | ⑤ | ⑥ | ⑦ | ⑧ | ⑨ | ⑩ | ⑪ | ⑫ | 合計 |
|----------|------|------|------|-----|-----|------|----|-----|------|-----|-----|------|------|-------|
| H29.7.9 | 8時台 | 65 | 249 | 17 | 29 | 132 | 8 | 5 | 383 | 41 | 56 | 199 | 100 | 1284 |
| | 9時台 | 71 | 269 | 18 | 25 | 126 | 3 | 18 | 392 | 23 | 44 | 213 | 140 | 1342 |
| | 10時台 | 110 | 265 | 16 | 29 | 142 | 1 | 6 | 453 | 38 | 40 | 237 | 156 | 1493 |
| | 11時台 | 142 | 368 | 28 | 21 | 178 | 7 | 5 | 407 | 41 | 29 | 169 | 133 | 1528 |
| | 12時台 | 146 | 292 | 31 | 21 | 163 | 11 | 6 | 348 | 28 | 31 | 121 | 129 | 1327 |
| | 13時台 | 161 | 384 | 35 | 24 | 114 | 3 | 8 | 334 | 20 | 33 | 191 | 143 | 1450 |
| | 14時台 | 144 | 416 | 33 | 28 | 171 | 3 | 15 | 315 | 27 | 32 | 169 | 131 | 1484 |
| | 15時台 | 170 | 396 | 33 | 22 | 177 | 7 | 18 | 312 | 21 | 44 | 174 | 129 | 1503 |
| | 16時台 | 175 | 398 | 37 | 20 | 170 | 10 | 8 | 343 | 52 | 32 | 112 | 102 | 1459 |
| | 17時台 | 160 | 391 | 29 | 20 | 197 | 11 | 7 | 311 | 44 | 38 | 153 | 108 | 1469 |
| | 18時台 | 153 | 405 | 36 | 19 | 154 | 3 | 6 | 284 | 31 | 23 | 120 | 86 | 1320 |
| | 19時台 | 123 | 342 | 32 | 19 | 130 | 4 | 10 | 190 | 18 | 22 | 89 | 45 | 1024 |
| | 20時台 | 81 | 239 | 24 | 13 | 55 | 2 | 5 | 47 | 12 | 24 | 55 | 34 | 591 |
| | 21時台 | 53 | 199 | 10 | 11 | 52 | 1 | 3 | 162 | 11 | 13 | 41 | 12 | 568 |
| 22時台 | 30 | 190 | 11 | 4 | 25 | 0 | 0 | 56 | 6 | 12 | 16 | 9 | 359 | |
| 23時台 | 21 | 108 | 6 | 1 | 18 | 0 | 0 | 37 | 3 | 7 | 17 | 10 | 228 | |
| H29.7.10 | 0時台 | 11 | 80 | 3 | 1 | 10 | 0 | 2 | 34 | 3 | 5 | 9 | 5 | 163 |
| | 1時台 | 15 | 46 | 6 | 1 | 5 | 0 | 1 | 22 | 3 | 5 | 4 | 9 | 117 |
| | 2時台 | 5 | 44 | 1 | 1 | 2 | 0 | 0 | 11 | 0 | 2 | 1 | 3 | 70 |
| | 3時台 | 2 | 42 | 2 | 1 | 6 | 0 | 1 | 16 | 0 | 5 | 6 | 0 | 81 |
| | 4時台 | 10 | 56 | 1 | 2 | 8 | 0 | 1 | 31 | 2 | 4 | 9 | 3 | 127 |
| | 5時台 | 17 | 78 | 2 | 2 | 16 | 1 | 1 | 61 | 5 | 10 | 18 | 10 | 221 |
| | 6時台 | 20 | 168 | 8 | 8 | 43 | 1 | 0 | 122 | 15 | 18 | 36 | 28 | 467 |
| 7時台 | 63 | 220 | 8 | 16 | 86 | 0 | 3 | 242 | 16 | 34 | 88 | 58 | 834 | |
| 合計 | | 1948 | 5645 | 427 | 338 | 2180 | 76 | 129 | 4913 | 460 | 563 | 2247 | 1583 | 20509 |

| | |
|------|----------------------------|
| 調査日 | 平成28年7月9日(土)～平成28年7月10日(日) |
| 調査地点 | 安曇橋南交差点 |
| 調査対象 | パッカー車 |
| 天候 | 晴れ |

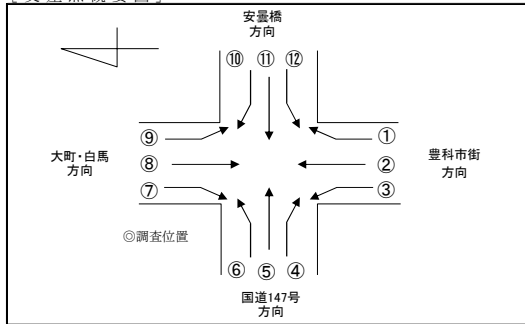
[交差点概要図]



| 調査日 | 時間帯 | ① | ② | ③ | ④ | ⑤ | ⑥ | ⑦ | ⑧ | ⑨ | ⑩ | ⑪ | ⑫ | 合計 |
|----------|------|---|---|---|---|---|---|---|----|---|---|---|----|----|
| H29.7.9 | 8時台 | 1 | 0 | 0 | 0 | 0 | 0 | 2 | 9 | 0 | 1 | 0 | 2 | 15 |
| | 9時台 | 0 | 5 | 1 | 1 | 0 | 1 | 5 | 1 | 0 | 0 | 0 | 0 | 14 |
| | 10時台 | 0 | 0 | 2 | 1 | 1 | 0 | 0 | 1 | 0 | 0 | 0 | 1 | 6 |
| | 11時台 | 1 | 1 | 0 | 1 | 1 | 0 | 0 | 1 | 0 | 0 | 1 | 1 | 7 |
| | 12時台 | 0 | 0 | 0 | 0 | 0 | 0 | 0 | 1 | 0 | 0 | 0 | 1 | 2 |
| | 13時台 | 0 | 0 | 0 | 0 | 1 | 0 | 1 | 1 | 0 | 0 | 0 | 0 | 3 |
| | 14時台 | 0 | 1 | 0 | 0 | 0 | 0 | 0 | 0 | 0 | 0 | 4 | 0 | 5 |
| | 15時台 | 0 | 0 | 0 | 0 | 0 | 0 | 0 | 0 | 0 | 0 | 0 | 0 | 0 |
| | 16時台 | 0 | 0 | 0 | 0 | 0 | 0 | 0 | 0 | 0 | 0 | 1 | 0 | 1 |
| | 17時台 | 0 | 0 | 0 | 0 | 0 | 0 | 0 | 0 | 0 | 0 | 0 | 0 | 0 |
| | 18時台 | 0 | 0 | 0 | 0 | 0 | 0 | 0 | 0 | 0 | 0 | 0 | 0 | 0 |
| | 19時台 | 0 | 0 | 0 | 0 | 0 | 0 | 0 | 0 | 0 | 0 | 0 | 2 | 2 |
| | 20時台 | 0 | 0 | 0 | 0 | 0 | 0 | 0 | 0 | 0 | 0 | 0 | 4 | 4 |
| | 21時台 | 0 | 0 | 0 | 0 | 0 | 0 | 0 | 0 | 0 | 0 | 0 | 0 | 0 |
| 22時台 | 0 | 0 | 0 | 0 | 0 | 0 | 0 | 0 | 0 | 0 | 0 | 0 | 0 | |
| 23時台 | 0 | 0 | 0 | 0 | 0 | 0 | 0 | 0 | 0 | 0 | 0 | 0 | 0 | |
| H29.7.10 | 0時台 | 0 | 0 | 0 | 0 | 0 | 0 | 0 | 0 | 0 | 0 | 0 | 0 | 0 |
| | 1時台 | 0 | 0 | 0 | 0 | 0 | 0 | 0 | 0 | 0 | 0 | 0 | 0 | 0 |
| | 2時台 | 0 | 0 | 0 | 0 | 0 | 0 | 0 | 0 | 0 | 0 | 0 | 0 | 0 |
| | 3時台 | 0 | 0 | 0 | 0 | 0 | 0 | 0 | 0 | 0 | 0 | 0 | 0 | 0 |
| | 4時台 | 0 | 0 | 0 | 0 | 0 | 0 | 0 | 0 | 0 | 0 | 0 | 0 | 0 |
| | 5時台 | 0 | 0 | 0 | 0 | 0 | 0 | 0 | 0 | 0 | 0 | 0 | 0 | 0 |
| | 6時台 | 0 | 0 | 0 | 0 | 0 | 0 | 0 | 1 | 0 | 0 | 0 | 0 | 1 |
| | 7時台 | 0 | 1 | 0 | 0 | 0 | 0 | 0 | 0 | 0 | 0 | 0 | 0 | 1 |
| 合計 | | 2 | 8 | 3 | 3 | 3 | 1 | 8 | 15 | 0 | 1 | 6 | 11 | 61 |

| | |
|------|----------------------------|
| 調査日 | 平成28年7月9日(土)～平成28年7月10日(日) |
| 調査地点 | 安曇橋南交差点 |
| 調査対象 | 二輪車 |
| 天候 | 晴れ |

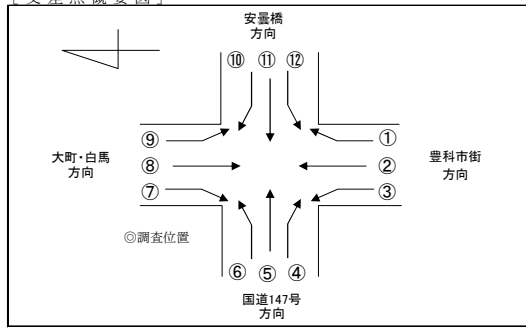
[交差点概要図]



| 調査日 | 時間帯 | ① | ② | ③ | ④ | ⑤ | ⑥ | ⑦ | ⑧ | ⑨ | ⑩ | ⑪ | ⑫ | 合計 |
|----------|------|---|----|---|---|---|---|---|----|---|---|----|---|----|
| H29.7.9 | 8時台 | 0 | 0 | 0 | 0 | 0 | 0 | 0 | 0 | 0 | 0 | 0 | 0 | 0 |
| | 9時台 | 0 | 1 | 0 | 0 | 1 | 0 | 0 | 1 | 0 | 0 | 0 | 0 | 3 |
| | 10時台 | 0 | 0 | 0 | 0 | 5 | 0 | 0 | 0 | 0 | 1 | 0 | 2 | 8 |
| | 11時台 | 0 | 2 | 0 | 0 | 1 | 0 | 4 | 1 | 0 | 0 | 0 | 0 | 8 |
| | 12時台 | 0 | 0 | 0 | 0 | 0 | 0 | 0 | 1 | 0 | 0 | 0 | 0 | 1 |
| | 13時台 | 1 | 0 | 0 | 0 | 0 | 0 | 0 | 0 | 0 | 0 | 0 | 1 | 2 |
| | 14時台 | 1 | 2 | 0 | 1 | 1 | 0 | 0 | 0 | 0 | 0 | 2 | 1 | 8 |
| | 15時台 | 0 | 0 | 0 | 0 | 0 | 0 | 0 | 4 | 0 | 0 | 1 | 0 | 5 |
| | 16時台 | 0 | 1 | 0 | 0 | 0 | 0 | 0 | 0 | 0 | 0 | 5 | 0 | 6 |
| | 17時台 | 0 | 1 | 0 | 0 | 0 | 0 | 0 | 1 | 0 | 0 | 1 | 0 | 3 |
| | 18時台 | 0 | 0 | 0 | 0 | 0 | 0 | 0 | 2 | 0 | 0 | 1 | 1 | 4 |
| | 19時台 | 0 | 0 | 0 | 0 | 0 | 0 | 0 | 0 | 0 | 0 | 0 | 0 | 0 |
| | 20時台 | 0 | 0 | 0 | 0 | 0 | 0 | 0 | 1 | 0 | 0 | 0 | 0 | 1 |
| | 21時台 | 0 | 0 | 0 | 0 | 0 | 0 | 0 | 0 | 0 | 0 | 0 | 0 | 0 |
| 22時台 | 1 | 0 | 0 | 0 | 0 | 0 | 0 | 0 | 0 | 0 | 0 | 1 | 2 | |
| 23時台 | 0 | 0 | 0 | 0 | 0 | 0 | 0 | 0 | 0 | 0 | 0 | 0 | 0 | |
| H29.7.10 | 0時台 | 0 | 0 | 0 | 0 | 0 | 0 | 0 | 0 | 0 | 0 | 0 | 0 | 0 |
| | 1時台 | 0 | 0 | 0 | 0 | 0 | 0 | 0 | 0 | 0 | 0 | 0 | 0 | 0 |
| | 2時台 | 0 | 0 | 0 | 0 | 0 | 0 | 0 | 0 | 0 | 0 | 0 | 0 | 0 |
| | 3時台 | 0 | 0 | 0 | 0 | 0 | 0 | 0 | 0 | 0 | 0 | 0 | 0 | 0 |
| | 4時台 | 0 | 0 | 0 | 0 | 0 | 0 | 0 | 0 | 0 | 0 | 0 | 0 | 0 |
| | 5時台 | 0 | 1 | 0 | 0 | 0 | 0 | 0 | 0 | 0 | 0 | 0 | 1 | 2 |
| | 6時台 | 0 | 2 | 0 | 0 | 0 | 0 | 0 | 1 | 0 | 0 | 0 | 0 | 3 |
| | 7時台 | 0 | 6 | 0 | 0 | 1 | 0 | 1 | 5 | 1 | 0 | 0 | 1 | 15 |
| 合計 | | 3 | 16 | 0 | 1 | 9 | 0 | 5 | 17 | 1 | 1 | 10 | 8 | 71 |

| | |
|------|----------------------------|
| 調査日 | 平成28年7月9日(土)～平成28年7月10日(日) |
| 調査地点 | 安曇橋南交差点 |
| 調査対象 | 全車種合計 |
| 天候 | 晴れ |

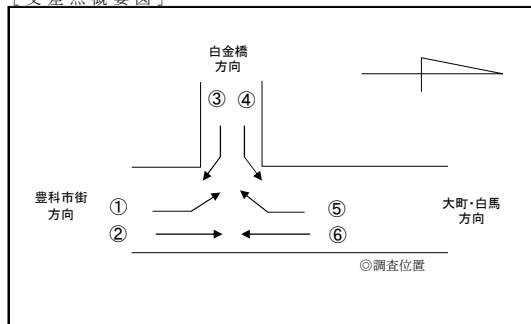
[交差点概要図]



| 調査日 | 時間帯 | ① | ② | ③ | ④ | ⑤ | ⑥ | ⑦ | ⑧ | ⑨ | ⑩ | ⑪ | ⑫ | 合計 |
|----------|------|------|------|-----|-----|------|----|-----|------|-----|-----|------|------|-------|
| H29.7.9 | 8時台 | 68 | 288 | 19 | 31 | 135 | 8 | 7 | 412 | 45 | 58 | 199 | 103 | 1373 |
| | 9時台 | 77 | 306 | 20 | 27 | 130 | 4 | 27 | 416 | 27 | 54 | 225 | 145 | 1458 |
| | 10時台 | 115 | 295 | 19 | 30 | 152 | 1 | 6 | 482 | 44 | 44 | 240 | 162 | 1590 |
| | 11時台 | 144 | 388 | 29 | 23 | 184 | 7 | 9 | 442 | 48 | 33 | 170 | 135 | 1612 |
| | 12時台 | 147 | 310 | 33 | 22 | 165 | 11 | 6 | 384 | 30 | 34 | 124 | 131 | 1397 |
| | 13時台 | 164 | 403 | 35 | 24 | 120 | 3 | 9 | 353 | 22 | 33 | 193 | 144 | 1503 |
| | 14時台 | 149 | 442 | 34 | 29 | 173 | 3 | 15 | 331 | 29 | 37 | 178 | 134 | 1554 |
| | 15時台 | 175 | 414 | 35 | 25 | 181 | 7 | 19 | 341 | 26 | 46 | 177 | 133 | 1579 |
| | 16時台 | 177 | 414 | 38 | 22 | 172 | 10 | 8 | 368 | 54 | 33 | 122 | 103 | 1521 |
| | 17時台 | 160 | 404 | 29 | 20 | 200 | 12 | 7 | 332 | 46 | 39 | 155 | 109 | 1513 |
| | 18時台 | 153 | 413 | 36 | 20 | 155 | 3 | 6 | 297 | 34 | 24 | 121 | 89 | 1351 |
| | 19時台 | 123 | 354 | 32 | 19 | 132 | 4 | 11 | 193 | 18 | 22 | 89 | 47 | 1044 |
| | 20時台 | 81 | 242 | 24 | 13 | 57 | 2 | 5 | 55 | 12 | 24 | 58 | 38 | 611 |
| | 21時台 | 55 | 200 | 10 | 11 | 52 | 1 | 3 | 165 | 11 | 13 | 41 | 12 | 574 |
| 22時台 | 32 | 196 | 11 | 4 | 25 | 0 | 0 | 56 | 6 | 14 | 16 | 10 | 370 | |
| 23時台 | 21 | 111 | 6 | 1 | 18 | 0 | 0 | 37 | 3 | 7 | 17 | 10 | 231 | |
| H29.7.10 | 0時台 | 11 | 83 | 3 | 1 | 10 | 0 | 2 | 37 | 3 | 5 | 9 | 6 | 170 |
| | 1時台 | 15 | 49 | 6 | 1 | 5 | 0 | 1 | 23 | 3 | 5 | 4 | 9 | 121 |
| | 2時台 | 6 | 44 | 1 | 1 | 2 | 0 | 0 | 12 | 0 | 2 | 1 | 4 | 73 |
| | 3時台 | 2 | 44 | 2 | 1 | 6 | 0 | 1 | 19 | 0 | 5 | 6 | 0 | 86 |
| | 4時台 | 13 | 65 | 1 | 2 | 9 | 0 | 1 | 34 | 2 | 4 | 9 | 3 | 143 |
| | 5時台 | 20 | 86 | 2 | 3 | 16 | 1 | 1 | 64 | 5 | 10 | 20 | 11 | 239 |
| | 6時台 | 20 | 176 | 8 | 8 | 44 | 1 | 0 | 133 | 15 | 18 | 38 | 28 | 489 |
| 7時台 | 63 | 234 | 8 | 16 | 90 | 0 | 5 | 254 | 18 | 37 | 92 | 63 | 880 | |
| 合計 | | 1991 | 5961 | 441 | 354 | 2233 | 78 | 149 | 5240 | 501 | 601 | 2304 | 1629 | 21482 |

| | |
|------|----------------------------|
| 調査日 | 平成28年7月9日(土)～平成28年7月10日(日) |
| 調査地点 | 白金橋東側交差点 |
| 調査対象 | 大型 |
| 天候 | 晴れ |

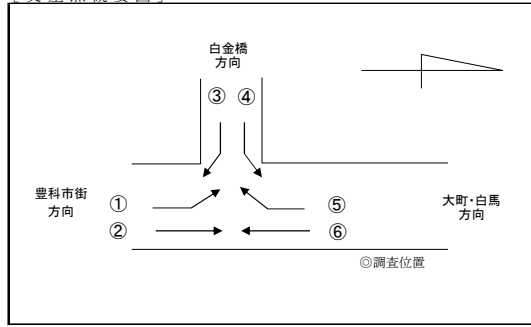
[交差点概要図]



| 調査日 | 時間帯 | ① | ② | ③ | ④ | ⑤ | ⑥ | 合計 |
|----------|------|---|-----|---|---|---|-----|-----|
| H29.7.9 | 8時台 | 0 | 40 | 0 | 0 | 0 | 21 | 61 |
| | 9時台 | 2 | 32 | 0 | 3 | 1 | 27 | 65 |
| | 10時台 | 0 | 40 | 3 | 0 | 0 | 30 | 73 |
| | 11時台 | 1 | 18 | 0 | 1 | 0 | 32 | 52 |
| | 12時台 | 0 | 26 | 1 | 1 | 0 | 47 | 75 |
| | 13時台 | 0 | 29 | 0 | 0 | 0 | 18 | 47 |
| | 14時台 | 1 | 29 | 0 | 1 | 1 | 31 | 63 |
| | 15時台 | 0 | 19 | 0 | 0 | 1 | 27 | 47 |
| | 16時台 | 1 | 18 | 0 | 0 | 0 | 32 | 51 |
| | 17時台 | 0 | 11 | 0 | 0 | 0 | 20 | 31 |
| | 18時台 | 0 | 10 | 0 | 0 | 0 | 9 | 19 |
| | 19時台 | 0 | 12 | 0 | 0 | 0 | 10 | 22 |
| | 20時台 | 0 | 2 | 0 | 0 | 0 | 4 | 6 |
| | 21時台 | 0 | 2 | 0 | 0 | 0 | 2 | 4 |
| 22時台 | 0 | 5 | 0 | 0 | 0 | 1 | 6 | |
| 23時台 | 0 | 3 | 0 | 0 | 0 | 0 | 3 | |
| H29.7.10 | 0時台 | 0 | 2 | 0 | 0 | 0 | 4 | 6 |
| | 1時台 | 0 | 3 | 0 | 0 | 0 | 1 | 4 |
| | 2時台 | 0 | 1 | 0 | 0 | 0 | 2 | 3 |
| | 3時台 | 0 | 4 | 0 | 0 | 0 | 3 | 7 |
| | 4時台 | 1 | 9 | 0 | 0 | 0 | 3 | 13 |
| | 5時台 | 0 | 8 | 0 | 0 | 0 | 7 | 15 |
| | 6時台 | 0 | 7 | 0 | 0 | 0 | 9 | 16 |
| 7時台 | 0 | 7 | 0 | 0 | 0 | 9 | 16 | |
| 合計 | | 6 | 337 | 4 | 6 | 3 | 349 | 705 |

| | |
|------|----------------------------|
| 調査日 | 平成28年7月9日(土)～平成28年7月10日(日) |
| 調査地点 | 白金橋東側交差点 |
| 調査対象 | 小型 |
| 天候 | 晴れ |

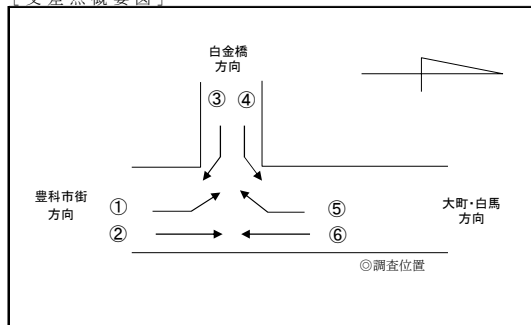
[交差点概要図]



| 調査日 | 時間帯 | ① | ② | ③ | ④ | ⑤ | ⑥ | 合計 |
|----------|------|-----|------|-----|-----|-----|------|-------|
| H29.7.9 | 8時台 | 27 | 346 | 16 | 19 | 22 | 457 | 887 |
| | 9時台 | 29 | 386 | 18 | 28 | 53 | 544 | 1058 |
| | 10時台 | 38 | 386 | 23 | 57 | 77 | 564 | 1145 |
| | 11時台 | 54 | 572 | 41 | 69 | 38 | 515 | 1289 |
| | 12時台 | 49 | 472 | 26 | 68 | 46 | 533 | 1194 |
| | 13時台 | 64 | 569 | 29 | 47 | 60 | 451 | 1220 |
| | 14時台 | 77 | 582 | 19 | 59 | 47 | 479 | 1263 |
| | 15時台 | 46 | 527 | 15 | 82 | 48 | 485 | 1203 |
| | 16時台 | 64 | 543 | 17 | 86 | 43 | 444 | 1197 |
| | 17時台 | 58 | 501 | 22 | 64 | 34 | 432 | 1111 |
| | 18時台 | 46 | 555 | 18 | 49 | 27 | 383 | 1078 |
| | 19時台 | 34 | 413 | 15 | 33 | 13 | 232 | 740 |
| | 20時台 | 19 | 330 | 14 | 17 | 20 | 180 | 580 |
| | 21時台 | 19 | 250 | 4 | 11 | 4 | 133 | 421 |
| 22時台 | 8 | 223 | 3 | 2 | 5 | 73 | 314 | |
| 23時台 | 10 | 139 | 3 | 2 | 5 | 41 | 200 | |
| H29.7.10 | 0時台 | 3 | 98 | 1 | 2 | 2 | 47 | 153 |
| | 1時台 | 2 | 61 | 2 | 1 | 3 | 23 | 92 |
| | 2時台 | 3 | 57 | 0 | 0 | 0 | 18 | 78 |
| | 3時台 | 1 | 54 | 4 | 0 | 1 | 21 | 81 |
| | 4時台 | 3 | 60 | 1 | 5 | 0 | 30 | 99 |
| | 5時台 | 4 | 116 | 1 | 7 | 3 | 78 | 209 |
| | 6時台 | 3 | 218 | 5 | 5 | 1 | 172 | 404 |
| 7時台 | 16 | 299 | 11 | 10 | 12 | 306 | 654 | |
| 合計 | | 677 | 7757 | 308 | 723 | 564 | 6641 | 16670 |

| | |
|------|----------------------------|
| 調査日 | 平成28年7月9日(土)～平成28年7月10日(日) |
| 調査地点 | 白金橋東側交差点 |
| 調査対象 | パッカー車 |
| 天候 | 晴れ |

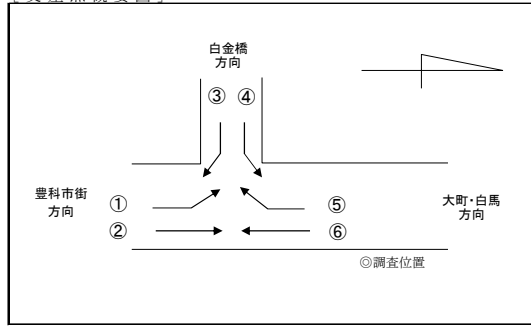
[交差点概要図]



| 調査日 | 時間帯 | ① | ② | ③ | ④ | ⑤ | ⑥ | 合計 |
|----------|------|---|----|---|---|---|----|----|
| H29.7.9 | 8時台 | 0 | 4 | 0 | 0 | 0 | 7 | 11 |
| | 9時台 | 0 | 2 | 0 | 1 | 0 | 0 | 3 |
| | 10時台 | 0 | 4 | 0 | 0 | 0 | 4 | 8 |
| | 11時台 | 0 | 2 | 0 | 0 | 1 | 1 | 4 |
| | 12時台 | 1 | 1 | 0 | 0 | 0 | 3 | 5 |
| | 13時台 | 0 | 0 | 0 | 0 | 0 | 1 | 1 |
| | 14時台 | 1 | 1 | 0 | 0 | 0 | 0 | 2 |
| | 15時台 | 0 | 0 | 0 | 0 | 0 | 0 | 0 |
| | 16時台 | 0 | 0 | 0 | 0 | 0 | 0 | 0 |
| | 17時台 | 0 | 0 | 0 | 0 | 0 | 0 | 0 |
| | 18時台 | 0 | 0 | 0 | 0 | 0 | 0 | 0 |
| | 19時台 | 0 | 0 | 0 | 0 | 0 | 0 | 0 |
| | 20時台 | 0 | 0 | 0 | 0 | 0 | 0 | 0 |
| | 21時台 | 0 | 0 | 0 | 0 | 0 | 0 | 0 |
| 22時台 | 0 | 0 | 0 | 0 | 0 | 0 | 0 | |
| 23時台 | 0 | 0 | 0 | 0 | 0 | 0 | 0 | |
| H29.7.10 | 0時台 | 0 | 0 | 0 | 0 | 0 | 0 | 0 |
| | 1時台 | 0 | 0 | 0 | 0 | 0 | 0 | 0 |
| | 2時台 | 0 | 0 | 0 | 0 | 0 | 0 | 0 |
| | 3時台 | 0 | 0 | 0 | 0 | 0 | 0 | 0 |
| | 4時台 | 0 | 0 | 0 | 0 | 0 | 0 | 0 |
| | 5時台 | 0 | 0 | 0 | 0 | 0 | 0 | 0 |
| | 6時台 | 0 | 0 | 0 | 0 | 0 | 0 | 0 |
| 7時台 | 0 | 1 | 0 | 0 | 0 | 0 | 1 | |
| 合計 | | 2 | 15 | 0 | 1 | 1 | 16 | 35 |

| | |
|------|----------------------------|
| 調査日 | 平成28年7月9日(土)～平成28年7月10日(日) |
| 調査地点 | 白金橋東側交差点 |
| 調査対象 | 二輪車 |
| 天候 | 晴れ |

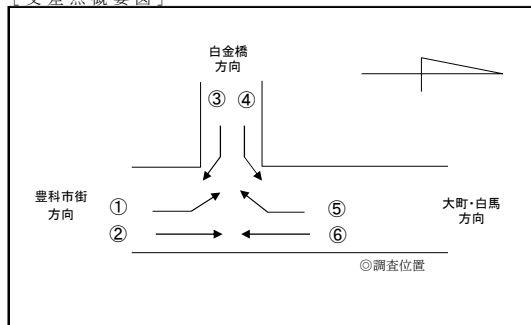
[交差点概要図]



| 調査日 | 時間帯 | ① | ② | ③ | ④ | ⑤ | ⑥ | 合計 |
|----------|------|---|----|---|---|---|----|----|
| H29.7.9 | 8時台 | 0 | 0 | 0 | 0 | 0 | 0 | 0 |
| | 9時台 | 0 | 3 | 0 | 0 | 0 | 1 | 4 |
| | 10時台 | 0 | 0 | 0 | 0 | 0 | 1 | 1 |
| | 11時台 | 1 | 3 | 1 | 0 | 0 | 1 | 6 |
| | 12時台 | 0 | 1 | 0 | 0 | 0 | 2 | 3 |
| | 13時台 | 0 | 0 | 0 | 0 | 1 | 0 | 1 |
| | 14時台 | 0 | 5 | 0 | 0 | 0 | 3 | 8 |
| | 15時台 | 0 | 0 | 0 | 0 | 0 | 4 | 4 |
| | 16時台 | 0 | 1 | 1 | 0 | 0 | 0 | 2 |
| | 17時台 | 0 | 1 | 0 | 0 | 0 | 1 | 2 |
| | 18時台 | 0 | 0 | 0 | 0 | 0 | 3 | 3 |
| | 19時台 | 2 | 0 | 0 | 1 | 0 | 0 | 3 |
| | 20時台 | 0 | 0 | 0 | 0 | 0 | 1 | 1 |
| | 21時台 | 0 | 0 | 0 | 0 | 0 | 0 | 0 |
| 22時台 | 0 | 1 | 0 | 0 | 0 | 1 | 2 | |
| 23時台 | 0 | 0 | 0 | 0 | 0 | 0 | 0 | |
| H29.7.10 | 0時台 | 0 | 0 | 0 | 0 | 0 | 0 | 0 |
| | 1時台 | 0 | 0 | 0 | 0 | 0 | 0 | 0 |
| | 2時台 | 0 | 0 | 0 | 0 | 0 | 0 | 0 |
| | 3時台 | 0 | 0 | 0 | 0 | 0 | 0 | 0 |
| | 4時台 | 0 | 0 | 0 | 0 | 0 | 1 | 1 |
| | 5時台 | 0 | 0 | 0 | 0 | 0 | 1 | 1 |
| | 6時台 | 0 | 5 | 0 | 0 | 0 | 2 | 7 |
| 7時台 | 0 | 6 | 0 | 1 | 0 | 6 | 13 | |
| 合計 | | 3 | 26 | 2 | 2 | 1 | 28 | 62 |

| | |
|------|----------------------------|
| 調査日 | 平成28年7月9日(土)～平成28年7月10日(日) |
| 調査地点 | 白金橋東側交差点 |
| 調査対象 | 全車種合計 |
| 天候 | 晴れ |

[交差点概要図]

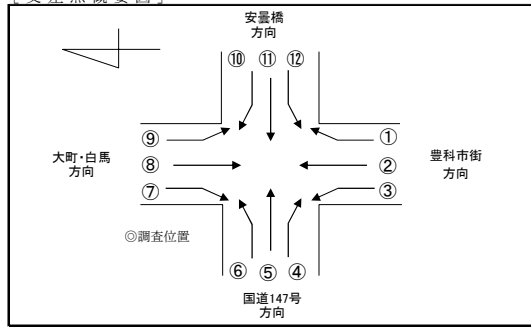


| 調査日 | 時間帯 | ① | ② | ③ | ④ | ⑤ | ⑥ | 合計 |
|----------|------|-----|------|-----|-----|-----|------|-------|
| H29.7.9 | 8時台 | 27 | 390 | 16 | 19 | 22 | 485 | 959 |
| | 9時台 | 31 | 423 | 18 | 32 | 54 | 572 | 1130 |
| | 10時台 | 38 | 430 | 26 | 57 | 77 | 599 | 1227 |
| | 11時台 | 56 | 595 | 42 | 70 | 39 | 549 | 1351 |
| | 12時台 | 50 | 500 | 27 | 69 | 46 | 585 | 1277 |
| | 13時台 | 64 | 598 | 29 | 47 | 61 | 470 | 1269 |
| | 14時台 | 79 | 617 | 19 | 60 | 48 | 513 | 1336 |
| | 15時台 | 46 | 546 | 15 | 82 | 49 | 516 | 1254 |
| | 16時台 | 65 | 562 | 18 | 86 | 43 | 476 | 1250 |
| | 17時台 | 58 | 513 | 22 | 64 | 34 | 453 | 1144 |
| | 18時台 | 46 | 565 | 18 | 49 | 27 | 395 | 1100 |
| | 19時台 | 36 | 425 | 15 | 34 | 13 | 242 | 765 |
| | 20時台 | 19 | 332 | 14 | 17 | 20 | 185 | 587 |
| | 21時台 | 19 | 252 | 4 | 11 | 4 | 135 | 425 |
| 22時台 | 8 | 229 | 3 | 2 | 5 | 75 | 322 | |
| 23時台 | 10 | 142 | 3 | 2 | 5 | 41 | 203 | |
| H29.7.10 | 0時台 | 3 | 100 | 1 | 2 | 2 | 51 | 159 |
| | 1時台 | 2 | 64 | 2 | 1 | 3 | 24 | 96 |
| | 2時台 | 3 | 58 | 0 | 0 | 0 | 20 | 81 |
| | 3時台 | 1 | 58 | 4 | 0 | 1 | 24 | 88 |
| | 4時台 | 4 | 69 | 1 | 5 | 0 | 34 | 113 |
| | 5時台 | 4 | 124 | 1 | 7 | 3 | 86 | 225 |
| | 6時台 | 3 | 230 | 5 | 5 | 1 | 183 | 427 |
| 7時台 | 16 | 313 | 11 | 11 | 12 | 321 | 684 | |
| 合計 | | 688 | 8135 | 314 | 732 | 569 | 7034 | 17472 |

資料3 冬季調査 交通量 平日

| | |
|------|-----------------------------|
| 調査日 | 平成29年2月23日(木)～平成29年2月24日(金) |
| 調査地点 | 安曇橋南交差点 |
| 調査対象 | 大型 |
| 天候 | 曇り |

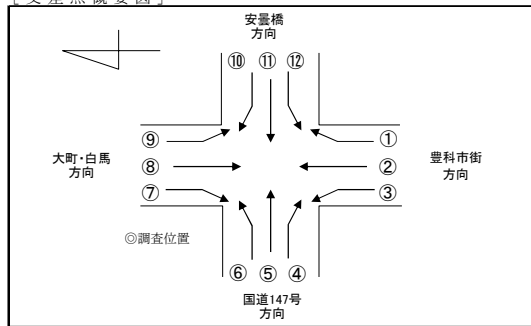
[交差点概要図]



| 調査日 | 時間帯 | ① | ② | ③ | ④ | ⑤ | ⑥ | ⑦ | ⑧ | ⑨ | ⑩ | ⑪ | ⑫ | 合計 |
|----------|------|----|-----|----|----|-----|---|----|-----|-----|-----|-----|-----|------|
| H29.2.23 | 11時台 | 9 | 50 | 0 | 0 | 14 | 1 | 1 | 41 | 7 | 14 | 10 | 4 | 151 |
| | 12時台 | 5 | 31 | 0 | 1 | 11 | 2 | 0 | 35 | 6 | 7 | 5 | 5 | 108 |
| | 13時台 | 1 | 46 | 2 | 2 | 12 | 0 | 0 | 37 | 14 | 5 | 4 | 7 | 130 |
| | 14時台 | 6 | 32 | 2 | 1 | 9 | 1 | 1 | 51 | 9 | 14 | 10 | 5 | 141 |
| | 15時台 | 10 | 40 | 1 | 3 | 14 | 0 | 0 | 29 | 13 | 4 | 12 | 6 | 132 |
| | 16時台 | 12 | 27 | 3 | 1 | 13 | 0 | 1 | 29 | 3 | 2 | 6 | 7 | 104 |
| | 17時台 | 1 | 22 | 1 | 0 | 1 | 0 | 0 | 29 | 1 | 4 | 2 | 1 | 62 |
| | 18時台 | 0 | 13 | 0 | 0 | 1 | 0 | 0 | 27 | 2 | 0 | 2 | 2 | 47 |
| | 19時台 | 1 | 22 | 0 | 0 | 1 | 0 | 0 | 27 | 2 | 0 | 3 | 1 | 57 |
| | 20時台 | 2 | 10 | 1 | 2 | 4 | 0 | 0 | 16 | 1 | 0 | 0 | 0 | 36 |
| | 21時台 | 0 | 10 | 0 | 0 | 2 | 0 | 0 | 18 | 1 | 0 | 0 | 1 | 32 |
| | 22時台 | 0 | 12 | 0 | 0 | 0 | 0 | 0 | 20 | 0 | 2 | 0 | 0 | 34 |
| | 23時台 | 0 | 11 | 0 | 0 | 1 | 0 | 1 | 11 | 0 | 0 | 1 | 2 | 27 |
| H29.2.24 | 0時台 | 0 | 15 | 0 | 0 | 0 | 0 | 0 | 11 | 0 | 0 | 0 | 0 | 26 |
| | 1時台 | 0 | 12 | 0 | 0 | 0 | 0 | 1 | 12 | 0 | 1 | 0 | 2 | 28 |
| | 2時台 | 0 | 6 | 0 | 0 | 0 | 0 | 0 | 5 | 0 | 0 | 0 | 0 | 11 |
| | 3時台 | 0 | 3 | 0 | 0 | 4 | 0 | 1 | 7 | 0 | 1 | 2 | 0 | 18 |
| | 4時台 | 2 | 24 | 0 | 1 | 0 | 0 | 1 | 3 | 0 | 2 | 0 | 0 | 33 |
| | 5時台 | 0 | 16 | 0 | 0 | 1 | 0 | 1 | 14 | 2 | 2 | 1 | 0 | 37 |
| | 6時台 | 1 | 20 | 0 | 0 | 3 | 0 | 0 | 21 | 0 | 1 | 0 | 4 | 50 |
| | 7時台 | 2 | 27 | 0 | 0 | 4 | 0 | 0 | 39 | 1 | 2 | 6 | 10 | 91 |
| | 8時台 | 18 | 77 | 5 | 4 | 10 | 0 | 0 | 45 | 22 | 7 | 14 | 9 | 211 |
| | 9時台 | 14 | 52 | 0 | 1 | 15 | 0 | 1 | 57 | 11 | 19 | 11 | 12 | 193 |
| 10時台 | 11 | 75 | 5 | 3 | 11 | 0 | 1 | 52 | 9 | 16 | 18 | 22 | 223 | |
| 合計 | | 95 | 653 | 20 | 19 | 131 | 4 | 10 | 636 | 104 | 103 | 107 | 100 | 1982 |

| | |
|------|-----------------------------|
| 調査日 | 平成29年2月23日(木)～平成29年2月24日(金) |
| 調査地点 | 安曇橋南交差点 |
| 調査対象 | 小型 |
| 天候 | 曇り |

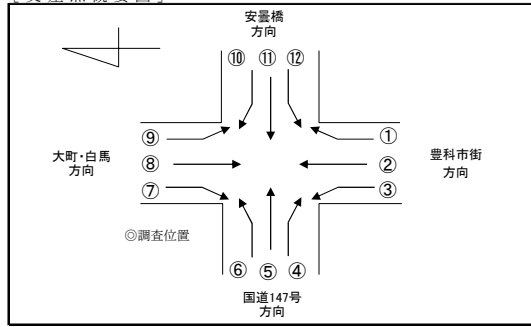
[交差点概要図]



| 調査日 | 時間帯 | ① | ② | ③ | ④ | ⑤ | ⑥ | ⑦ | ⑧ | ⑨ | ⑩ | ⑪ | ⑫ | 合計 |
|----------|------|------|------|-----|-----|------|----|-----|------|-----|-----|------|------|-------|
| H29.2.23 | 11時台 | 109 | 472 | 17 | 20 | 107 | 6 | 10 | 359 | 35 | 36 | 168 | 102 | 1441 |
| | 12時台 | 127 | 290 | 15 | 17 | 122 | 5 | 8 | 289 | 22 | 36 | 138 | 123 | 1192 |
| | 13時台 | 127 | 279 | 25 | 34 | 144 | 3 | 3 | 265 | 25 | 32 | 127 | 112 | 1176 |
| | 14時台 | 147 | 306 | 29 | 23 | 141 | 5 | 10 | 280 | 36 | 29 | 149 | 104 | 1259 |
| | 15時台 | 134 | 318 | 39 | 23 | 117 | 3 | 7 | 318 | 33 | 38 | 124 | 133 | 1287 |
| | 16時台 | 119 | 276 | 29 | 26 | 158 | 3 | 1 | 306 | 45 | 37 | 152 | 131 | 1283 |
| | 17時台 | 145 | 388 | 47 | 34 | 161 | 13 | 12 | 414 | 55 | 55 | 200 | 148 | 1672 |
| | 18時台 | 172 | 518 | 40 | 19 | 166 | 7 | 7 | 361 | 65 | 46 | 151 | 90 | 1642 |
| | 19時台 | 102 | 315 | 23 | 10 | 105 | 4 | 4 | 205 | 33 | 37 | 96 | 62 | 996 |
| | 20時台 | 63 | 244 | 17 | 20 | 82 | 2 | 4 | 157 | 43 | 38 | 62 | 39 | 771 |
| | 21時台 | 58 | 189 | 22 | 2 | 44 | 4 | 4 | 102 | 13 | 13 | 40 | 12 | 503 |
| | 22時台 | 30 | 122 | 11 | 2 | 34 | 2 | 2 | 46 | 9 | 8 | 14 | 4 | 284 |
| | 23時台 | 10 | 88 | 9 | 2 | 16 | 0 | 5 | 39 | 0 | 11 | 12 | 4 | 196 |
| H29.2.24 | 0時台 | 9 | 63 | 10 | 2 | 6 | 1 | 1 | 28 | 0 | 4 | 7 | 2 | 133 |
| | 1時台 | 8 | 40 | 3 | 2 | 7 | 0 | 0 | 17 | 0 | 1 | 4 | 3 | 85 |
| | 2時台 | 7 | 33 | 1 | 0 | 5 | 1 | 0 | 11 | 1 | 3 | 2 | 3 | 67 |
| | 3時台 | 1 | 25 | 2 | 0 | 8 | 0 | 1 | 18 | 1 | 6 | 0 | 0 | 62 |
| | 4時台 | 6 | 37 | 3 | 3 | 3 | 0 | 1 | 22 | 2 | 3 | 8 | 8 | 96 |
| | 5時台 | 11 | 70 | 1 | 1 | 9 | 0 | 1 | 51 | 2 | 7 | 8 | 14 | 175 |
| | 6時台 | 38 | 174 | 6 | 22 | 64 | 0 | 1 | 260 | 20 | 39 | 38 | 74 | 736 |
| | 7時台 | 85 | 555 | 11 | 37 | 262 | 8 | 1 | 575 | 30 | 100 | 182 | 185 | 2031 |
| | 8時台 | 101 | 424 | 23 | 30 | 162 | 4 | 2 | 379 | 34 | 53 | 197 | 140 | 1549 |
| | 9時台 | 78 | 309 | 16 | 27 | 120 | 5 | 5 | 330 | 30 | 42 | 190 | 122 | 1274 |
| 10時台 | 96 | 283 | 20 | 23 | 117 | 4 | 4 | 310 | 29 | 35 | 167 | 129 | 1217 | |
| 合計 | | 1783 | 5818 | 419 | 379 | 2160 | 80 | 94 | 5142 | 563 | 709 | 2236 | 1744 | 21127 |

| | |
|------|-----------------------------|
| 調査日 | 平成29年2月23日(木)～平成29年2月24日(金) |
| 調査地点 | 安曇橋南交差点 |
| 調査対象 | パッカー車 |
| 天候 | 曇り |

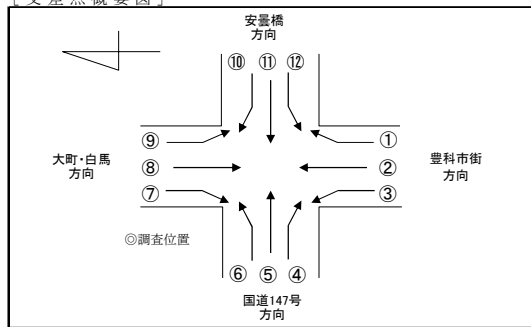
[交差点概要図]



| 調査日 | 時間帯 | ① | ② | ③ | ④ | ⑤ | ⑥ | ⑦ | ⑧ | ⑨ | ⑩ | ⑪ | ⑫ | 合計 |
|----------|------|----|----|---|----|---|---|---|----|---|---|---|----|-----|
| H29.2.23 | 11時台 | 4 | 12 | 0 | 3 | 1 | 0 | 0 | 1 | 0 | 1 | 0 | 2 | 24 |
| | 12時台 | 0 | 0 | 0 | 0 | 0 | 0 | 0 | 4 | 0 | 1 | 2 | 0 | 7 |
| | 13時台 | 0 | 0 | 0 | 1 | 0 | 0 | 0 | 1 | 0 | 0 | 0 | 0 | 2 |
| | 14時台 | 0 | 3 | 0 | 0 | 0 | 0 | 0 | 0 | 1 | 1 | 0 | 0 | 6 |
| | 15時台 | 0 | 0 | 1 | 1 | 1 | 0 | 0 | 1 | 0 | 0 | 0 | 0 | 4 |
| | 16時台 | 0 | 1 | 0 | 0 | 0 | 0 | 0 | 0 | 0 | 0 | 0 | 0 | 1 |
| | 17時台 | 0 | 0 | 0 | 0 | 0 | 0 | 0 | 0 | 0 | 0 | 0 | 0 | 0 |
| | 18時台 | 0 | 0 | 0 | 0 | 0 | 0 | 0 | 0 | 0 | 0 | 0 | 0 | 0 |
| | 19時台 | 0 | 0 | 0 | 0 | 0 | 0 | 0 | 0 | 0 | 0 | 0 | 0 | 0 |
| | 20時台 | 0 | 0 | 0 | 0 | 0 | 0 | 0 | 0 | 0 | 0 | 0 | 0 | 0 |
| | 21時台 | 0 | 0 | 0 | 0 | 0 | 0 | 0 | 0 | 0 | 0 | 0 | 0 | 0 |
| | 22時台 | 0 | 0 | 0 | 0 | 0 | 0 | 0 | 0 | 0 | 0 | 0 | 0 | 0 |
| 23時台 | 0 | 0 | 0 | 0 | 0 | 0 | 0 | 0 | 0 | 0 | 0 | 0 | 0 | |
| H29.2.24 | 0時台 | 0 | 0 | 0 | 0 | 0 | 0 | 0 | 0 | 0 | 0 | 0 | 0 | 0 |
| | 1時台 | 0 | 0 | 0 | 0 | 0 | 0 | 0 | 0 | 0 | 0 | 0 | 0 | 0 |
| | 2時台 | 0 | 0 | 0 | 0 | 0 | 0 | 0 | 0 | 0 | 0 | 0 | 0 | 0 |
| | 3時台 | 0 | 0 | 0 | 0 | 0 | 0 | 0 | 0 | 0 | 0 | 0 | 0 | 0 |
| | 4時台 | 0 | 0 | 0 | 0 | 0 | 0 | 0 | 0 | 0 | 0 | 0 | 0 | 0 |
| | 5時台 | 0 | 0 | 0 | 0 | 0 | 0 | 0 | 0 | 0 | 0 | 0 | 0 | 0 |
| | 6時台 | 0 | 0 | 0 | 0 | 0 | 0 | 0 | 5 | 0 | 0 | 0 | 0 | 5 |
| | 7時台 | 0 | 0 | 0 | 1 | 1 | 0 | 0 | 2 | 0 | 0 | 0 | 0 | 4 |
| | 8時台 | 1 | 0 | 0 | 1 | 0 | 0 | 0 | 4 | 0 | 0 | 0 | 1 | 7 |
| | 9時台 | 4 | 5 | 2 | 2 | 0 | 0 | 0 | 5 | 0 | 0 | 1 | 3 | 22 |
| 10時台 | 1 | 7 | 1 | 4 | 0 | 0 | 0 | 4 | 0 | 0 | 0 | 3 | 20 | |
| 合計 | | 10 | 28 | 4 | 13 | 3 | 0 | 0 | 28 | 1 | 2 | 3 | 10 | 102 |

| | |
|------|-----------------------------|
| 調査日 | 平成29年2月23日(木)～平成29年2月24日(金) |
| 調査地点 | 安曇橋南交差点 |
| 調査対象 | 二輪車 |
| 天候 | 曇り |

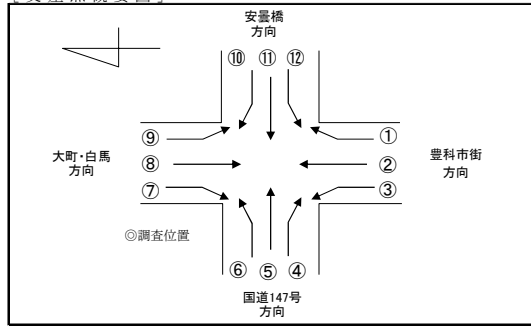
[交差点概要図]



| 調査日 | 時間帯 | ① | ② | ③ | ④ | ⑤ | ⑥ | ⑦ | ⑧ | ⑨ | ⑩ | ⑪ | ⑫ | 合計 |
|----------|------|---|---|---|---|----|---|---|---|---|---|----|---|----|
| H29.2.23 | 11時台 | 0 | 0 | 0 | 0 | 0 | 0 | 0 | 0 | 0 | 0 | 0 | 1 | 1 |
| | 12時台 | 2 | 0 | 0 | 0 | 0 | 0 | 0 | 0 | 0 | 0 | 0 | 0 | 2 |
| | 13時台 | 1 | 0 | 0 | 0 | 5 | 0 | 0 | 0 | 0 | 0 | 3 | 0 | 9 |
| | 14時台 | 0 | 1 | 0 | 0 | 0 | 0 | 0 | 0 | 1 | 0 | 0 | 1 | 3 |
| | 15時台 | 2 | 1 | 0 | 0 | 0 | 0 | 0 | 0 | 0 | 0 | 0 | 1 | 4 |
| | 16時台 | 1 | 0 | 0 | 0 | 1 | 0 | 0 | 0 | 0 | 0 | 2 | 0 | 4 |
| | 17時台 | 0 | 0 | 0 | 0 | 0 | 0 | 0 | 0 | 0 | 0 | 3 | 0 | 3 |
| | 18時台 | 0 | 0 | 0 | 0 | 0 | 0 | 0 | 0 | 0 | 0 | 0 | 0 | 0 |
| | 19時台 | 0 | 0 | 0 | 0 | 0 | 0 | 0 | 0 | 0 | 0 | 1 | 0 | 1 |
| | 20時台 | 0 | 0 | 0 | 0 | 0 | 0 | 0 | 1 | 0 | 0 | 0 | 0 | 1 |
| | 21時台 | 0 | 1 | 0 | 0 | 0 | 0 | 0 | 0 | 0 | 0 | 0 | 0 | 1 |
| | 22時台 | 0 | 0 | 0 | 0 | 0 | 0 | 0 | 0 | 0 | 0 | 0 | 0 | 0 |
| 23時台 | 0 | 0 | 0 | 0 | 1 | 0 | 0 | 0 | 0 | 0 | 0 | 0 | 1 | |
| H29.2.24 | 0時台 | 0 | 0 | 0 | 0 | 0 | 0 | 0 | 0 | 0 | 0 | 0 | 0 | 0 |
| | 1時台 | 0 | 0 | 0 | 0 | 0 | 0 | 0 | 0 | 0 | 0 | 0 | 0 | 0 |
| | 2時台 | 0 | 0 | 0 | 0 | 0 | 0 | 0 | 0 | 0 | 0 | 0 | 0 | 0 |
| | 3時台 | 0 | 0 | 0 | 0 | 0 | 0 | 0 | 0 | 0 | 0 | 0 | 0 | 0 |
| | 4時台 | 0 | 0 | 0 | 0 | 0 | 0 | 0 | 0 | 0 | 0 | 0 | 0 | 0 |
| | 5時台 | 0 | 0 | 0 | 0 | 0 | 0 | 0 | 0 | 0 | 0 | 0 | 0 | 0 |
| | 6時台 | 0 | 0 | 0 | 0 | 0 | 0 | 0 | 0 | 0 | 0 | 0 | 0 | 0 |
| | 7時台 | 0 | 0 | 0 | 0 | 0 | 0 | 0 | 2 | 0 | 0 | 0 | 0 | 2 |
| | 8時台 | 0 | 0 | 0 | 0 | 0 | 0 | 0 | 0 | 0 | 0 | 0 | 1 | 1 |
| | 9時台 | 0 | 1 | 0 | 0 | 4 | 0 | 0 | 0 | 0 | 0 | 2 | 0 | 7 |
| 10時台 | 1 | 0 | 0 | 0 | 3 | 0 | 0 | 0 | 0 | 0 | 1 | 0 | 5 | |
| 合計 | | 7 | 4 | 0 | 0 | 14 | 0 | 0 | 3 | 1 | 1 | 11 | 4 | 45 |

| | |
|------|-----------------------------|
| 調査日 | 平成29年2月23日(木)～平成29年2月24日(金) |
| 調査地点 | 安曇橋南交差点 |
| 調査対象 | 全車種合計 |
| 天候 | 曇り |

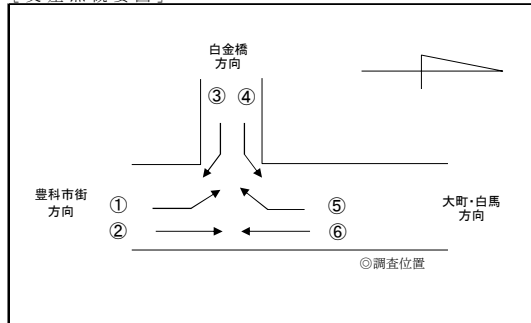
[交差点概要図]



| 調査日 | 時間帯 | ① | ② | ③ | ④ | ⑤ | ⑥ | ⑦ | ⑧ | ⑨ | ⑩ | ⑪ | ⑫ | 合計 |
|----------|------|------|------|-----|-----|------|----|-----|------|-----|-----|------|------|-------|
| H29.2.23 | 11時台 | 122 | 534 | 17 | 23 | 122 | 7 | 11 | 401 | 42 | 51 | 178 | 109 | 1617 |
| | 12時台 | 134 | 321 | 15 | 18 | 133 | 7 | 8 | 328 | 28 | 44 | 145 | 128 | 1309 |
| | 13時台 | 129 | 325 | 27 | 37 | 161 | 3 | 3 | 303 | 39 | 37 | 134 | 119 | 1317 |
| | 14時台 | 153 | 342 | 31 | 24 | 150 | 6 | 11 | 332 | 47 | 43 | 159 | 111 | 1409 |
| | 15時台 | 146 | 359 | 41 | 27 | 132 | 3 | 7 | 348 | 46 | 42 | 136 | 140 | 1427 |
| | 16時台 | 132 | 304 | 32 | 27 | 172 | 3 | 2 | 335 | 48 | 39 | 160 | 138 | 1392 |
| | 17時台 | 146 | 410 | 48 | 34 | 162 | 13 | 12 | 443 | 56 | 59 | 205 | 149 | 1737 |
| | 18時台 | 172 | 531 | 40 | 19 | 167 | 7 | 7 | 388 | 67 | 46 | 153 | 92 | 1689 |
| | 19時台 | 103 | 337 | 23 | 10 | 106 | 4 | 4 | 232 | 35 | 38 | 99 | 63 | 1054 |
| | 20時台 | 65 | 254 | 18 | 22 | 86 | 2 | 4 | 174 | 44 | 38 | 62 | 39 | 808 |
| | 21時台 | 58 | 200 | 22 | 2 | 46 | 4 | 4 | 120 | 14 | 13 | 40 | 13 | 536 |
| | 22時台 | 30 | 134 | 11 | 2 | 34 | 2 | 2 | 66 | 9 | 10 | 14 | 4 | 318 |
| | 23時台 | 10 | 99 | 9 | 2 | 18 | 0 | 6 | 50 | 0 | 11 | 13 | 6 | 224 |
| H29.2.24 | 0時台 | 9 | 78 | 10 | 2 | 6 | 1 | 1 | 39 | 0 | 4 | 7 | 2 | 159 |
| | 1時台 | 8 | 52 | 3 | 2 | 7 | 0 | 1 | 29 | 0 | 2 | 4 | 5 | 113 |
| | 2時台 | 7 | 39 | 1 | 0 | 5 | 1 | 0 | 16 | 1 | 3 | 2 | 3 | 78 |
| | 3時台 | 1 | 28 | 2 | 0 | 12 | 0 | 2 | 25 | 1 | 7 | 2 | 0 | 80 |
| | 4時台 | 8 | 61 | 3 | 4 | 3 | 0 | 2 | 25 | 2 | 5 | 8 | 8 | 129 |
| | 5時台 | 11 | 86 | 1 | 1 | 10 | 0 | 2 | 65 | 4 | 9 | 9 | 14 | 212 |
| | 6時台 | 39 | 194 | 6 | 22 | 67 | 0 | 1 | 286 | 20 | 40 | 38 | 78 | 791 |
| | 7時台 | 87 | 582 | 11 | 38 | 267 | 8 | 1 | 618 | 31 | 102 | 188 | 195 | 2128 |
| | 8時台 | 120 | 501 | 28 | 35 | 172 | 4 | 2 | 428 | 56 | 60 | 211 | 151 | 1768 |
| | 9時台 | 96 | 367 | 18 | 30 | 139 | 5 | 6 | 392 | 41 | 61 | 204 | 137 | 1496 |
| | 10時台 | 109 | 365 | 26 | 30 | 131 | 4 | 5 | 366 | 38 | 51 | 186 | 154 | 1465 |
| 合計 | | 1895 | 6503 | 443 | 411 | 2308 | 84 | 104 | 5809 | 669 | 815 | 2357 | 1858 | 23256 |

| | |
|------|-----------------------------|
| 調査日 | 平成29年2月23日(木)～平成29年2月24日(金) |
| 調査地点 | 白金橋東側交差点 |
| 調査対象 | 大型 |
| 天候 | 曇り |

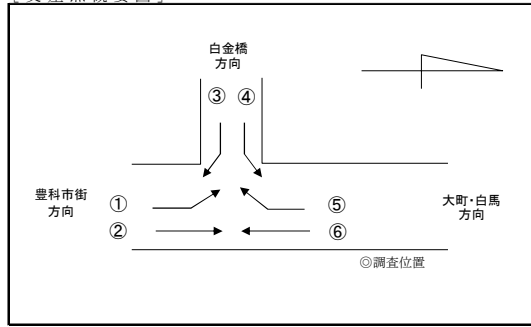
[交差点概要図]



| 調査日 | 時間帯 | ① | ② | ③ | ④ | ⑤ | ⑥ | 合計 |
|----------|------|---|-----|---|----|---|-----|------|
| H29.2.23 | 11時台 | 0 | 20 | 0 | 0 | 0 | 29 | 49 |
| | 12時台 | 1 | 27 | 0 | 0 | 1 | 38 | 67 |
| | 13時台 | 0 | 34 | 0 | 0 | 0 | 29 | 63 |
| | 14時台 | 1 | 36 | 0 | 4 | 0 | 50 | 91 |
| | 15時台 | 0 | 29 | 0 | 2 | 0 | 26 | 57 |
| | 16時台 | 0 | 32 | 1 | 1 | 0 | 59 | 93 |
| | 17時台 | 0 | 24 | 0 | 0 | 0 | 28 | 52 |
| | 18時台 | 0 | 13 | 0 | 0 | 0 | 27 | 40 |
| | 19時台 | 0 | 18 | 0 | 0 | 0 | 25 | 43 |
| | 20時台 | 0 | 11 | 0 | 0 | 0 | 18 | 29 |
| | 21時台 | 0 | 7 | 0 | 0 | 0 | 19 | 26 |
| | 22時台 | 0 | 12 | 0 | 0 | 0 | 18 | 30 |
| | 23時台 | 0 | 12 | 0 | 0 | 0 | 12 | 24 |
| H29.2.24 | 0時台 | 0 | 16 | 0 | 0 | 0 | 11 | 27 |
| | 1時台 | 0 | 12 | 1 | 0 | 0 | 15 | 28 |
| | 2時台 | 0 | 6 | 0 | 0 | 0 | 6 | 12 |
| | 3時台 | 0 | 11 | 0 | 0 | 0 | 10 | 21 |
| | 4時台 | 1 | 21 | 0 | 1 | 0 | 5 | 28 |
| | 5時台 | 1 | 14 | 0 | 0 | 0 | 13 | 28 |
| | 6時台 | 0 | 27 | 0 | 0 | 0 | 15 | 42 |
| | 7時台 | 0 | 30 | 0 | 0 | 0 | 45 | 75 |
| | 8時台 | 1 | 100 | 0 | 3 | 2 | 55 | 161 |
| | 9時台 | 1 | 66 | 1 | 0 | 2 | 68 | 138 |
| | 10時台 | 0 | 93 | 0 | 0 | 1 | 73 | 167 |
| 合計 | | 6 | 671 | 3 | 11 | 6 | 694 | 1391 |

| | |
|------|-----------------------------|
| 調査日 | 平成29年2月23日(木)～平成29年2月24日(金) |
| 調査地点 | 白金橋東側交差点 |
| 調査対象 | 小型 |
| 天候 | 曇り |

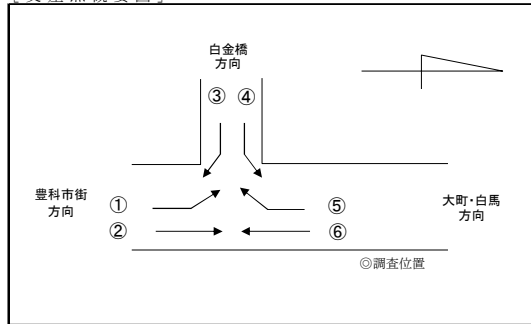
[交差点概要図]



| 調査日 | 時間帯 | ① | ② | ③ | ④ | ⑤ | ⑥ | 合計 |
|----------|------|-----|------|-----|-----|-----|------|-------|
| H29.2.23 | 11時台 | 39 | 421 | 14 | 45 | 25 | 439 | 983 |
| | 12時台 | 30 | 384 | 16 | 39 | 36 | 356 | 861 |
| | 13時台 | 38 | 450 | 18 | 35 | 34 | 404 | 979 |
| | 14時台 | 35 | 406 | 16 | 41 | 30 | 363 | 891 |
| | 15時台 | 41 | 466 | 9 | 39 | 34 | 453 | 1042 |
| | 16時台 | 47 | 406 | 18 | 43 | 22 | 434 | 970 |
| | 17時台 | 54 | 519 | 18 | 53 | 40 | 548 | 1232 |
| | 18時台 | 48 | 668 | 11 | 37 | 14 | 433 | 1211 |
| | 19時台 | 20 | 450 | 9 | 19 | 22 | 270 | 790 |
| | 20時台 | 19 | 370 | 6 | 11 | 10 | 218 | 634 |
| | 21時台 | 12 | 241 | 4 | 7 | 8 | 115 | 387 |
| | 22時台 | 7 | 172 | 3 | 4 | 6 | 54 | 246 |
| | 23時台 | 5 | 119 | 2 | 1 | 4 | 49 | 180 |
| H29.2.24 | 0時台 | 0 | 73 | 0 | 1 | 0 | 35 | 109 |
| | 1時台 | 5 | 51 | 0 | 2 | 0 | 28 | 86 |
| | 2時台 | 0 | 37 | 0 | 0 | 1 | 12 | 50 |
| | 3時台 | 2 | 29 | 0 | 0 | 0 | 18 | 49 |
| | 4時台 | 0 | 35 | 1 | 2 | 0 | 34 | 72 |
| | 5時台 | 3 | 92 | 5 | 1 | 0 | 81 | 182 |
| | 6時台 | 3 | 240 | 6 | 9 | 4 | 385 | 647 |
| | 7時台 | 11 | 272 | 2 | 28 | 12 | 656 | 981 |
| | 8時台 | 25 | 910 | 8 | 15 | 27 | 542 | 1527 |
| | 9時台 | 30 | 367 | 14 | 27 | 24 | 476 | 938 |
| | 10時台 | 36 | 394 | 23 | 21 | 28 | 400 | 902 |
| 合計 | | 510 | 7572 | 203 | 480 | 381 | 6803 | 15949 |

| | |
|------|-----------------------------|
| 調査日 | 平成29年2月23日(木)～平成29年2月24日(金) |
| 調査地点 | 白金橋東側交差点 |
| 調査対象 | パッカー車 |
| 天候 | 曇り |

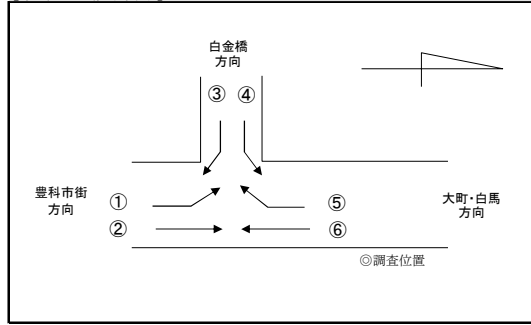
[交差点概要図]



| 調査日 | 時間帯 | ① | ② | ③ | ④ | ⑤ | ⑥ | 合計 |
|----------|------|---|----|---|---|---|----|----|
| H29.2.23 | 11時台 | 0 | 5 | 0 | 3 | 0 | 1 | 9 |
| | 12時台 | 0 | 0 | 0 | 0 | 0 | 3 | 3 |
| | 13時台 | 0 | 0 | 0 | 1 | 0 | 2 | 3 |
| | 14時台 | 0 | 1 | 0 | 0 | 1 | 1 | 3 |
| | 15時台 | 0 | 0 | 0 | 0 | 0 | 2 | 2 |
| | 16時台 | 0 | 1 | 0 | 0 | 0 | 0 | 1 |
| | 17時台 | 0 | 0 | 0 | 0 | 0 | 1 | 1 |
| | 18時台 | 0 | 0 | 0 | 0 | 0 | 0 | 0 |
| | 19時台 | 0 | 0 | 0 | 0 | 0 | 0 | 0 |
| | 20時台 | 0 | 0 | 0 | 1 | 0 | 0 | 1 |
| | 21時台 | 0 | 0 | 0 | 0 | 0 | 0 | 0 |
| | 22時台 | 0 | 0 | 0 | 0 | 0 | 0 | 0 |
| | 23時台 | 0 | 0 | 0 | 0 | 0 | 0 | 0 |
| H29.2.24 | 0時台 | 0 | 0 | 0 | 0 | 0 | 0 | 0 |
| | 1時台 | 0 | 0 | 0 | 0 | 0 | 0 | 0 |
| | 2時台 | 0 | 0 | 0 | 0 | 0 | 0 | 0 |
| | 3時台 | 0 | 0 | 0 | 0 | 0 | 0 | 0 |
| | 4時台 | 0 | 0 | 0 | 0 | 0 | 0 | 0 |
| | 5時台 | 0 | 0 | 0 | 0 | 0 | 0 | 0 |
| | 6時台 | 0 | 0 | 0 | 0 | 0 | 4 | 4 |
| | 7時台 | 0 | 1 | 0 | 0 | 0 | 3 | 4 |
| | 8時台 | 1 | 5 | 0 | 0 | 0 | 6 | 12 |
| | 9時台 | 1 | 7 | 0 | 0 | 2 | 9 | 19 |
| 10時台 | 0 | 8 | 0 | 0 | 0 | 5 | 13 | |
| 合計 | | 2 | 28 | 0 | 5 | 3 | 37 | 75 |

| | |
|------|-----------------------------|
| 調査日 | 平成29年2月23日(木)～平成29年2月24日(金) |
| 調査地点 | 白金橋東側交差点 |
| 調査対象 | 二輪車 |
| 天候 | 曇り |

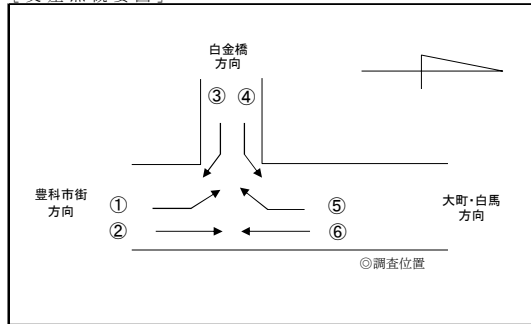
[交差点概要図]



| 調査日 | 時間帯 | ① | ② | ③ | ④ | ⑤ | ⑥ | 合計 |
|----------|------|---|---|---|---|---|---|----|
| H29.2.23 | 11時台 | 0 | 0 | 0 | 0 | 1 | 0 | 1 |
| | 12時台 | 0 | 1 | 0 | 0 | 0 | 0 | 1 |
| | 13時台 | 0 | 0 | 0 | 0 | 1 | 0 | 1 |
| | 14時台 | 1 | 0 | 0 | 1 | 0 | 0 | 2 |
| | 15時台 | 0 | 2 | 0 | 0 | 0 | 2 | 4 |
| | 16時台 | 2 | 0 | 0 | 0 | 0 | 1 | 3 |
| | 17時台 | 0 | 0 | 1 | 0 | 0 | 0 | 1 |
| | 18時台 | 0 | 0 | 0 | 0 | 0 | 0 | 0 |
| | 19時台 | 0 | 0 | 0 | 0 | 0 | 0 | 0 |
| | 20時台 | 0 | 0 | 0 | 0 | 0 | 1 | 1 |
| | 21時台 | 1 | 1 | 0 | 0 | 0 | 0 | 2 |
| | 22時台 | 0 | 0 | 1 | 0 | 0 | 0 | 1 |
| | 23時台 | 0 | 0 | 0 | 0 | 0 | 0 | 0 |
| H29.2.24 | 0時台 | 0 | 0 | 0 | 0 | 0 | 0 | 0 |
| | 1時台 | 0 | 0 | 0 | 0 | 0 | 0 | 0 |
| | 2時台 | 0 | 0 | 0 | 0 | 0 | 0 | 0 |
| | 3時台 | 0 | 0 | 0 | 0 | 0 | 0 | 0 |
| | 4時台 | 0 | 0 | 0 | 0 | 0 | 0 | 0 |
| | 5時台 | 0 | 0 | 0 | 0 | 0 | 0 | 0 |
| | 6時台 | 0 | 1 | 0 | 0 | 0 | 0 | 1 |
| | 7時台 | 0 | 0 | 0 | 0 | 1 | 1 | 2 |
| | 8時台 | 1 | 0 | 0 | 0 | 0 | 0 | 1 |
| | 9時台 | 1 | 1 | 0 | 0 | 0 | 2 | 4 |
| 10時台 | 0 | 0 | 0 | 1 | 1 | 0 | 2 | |
| 合計 | | 6 | 6 | 2 | 2 | 4 | 7 | 27 |

| | |
|------|-----------------------------|
| 調査日 | 平成29年2月23日(木)～平成29年2月24日(金) |
| 調査地点 | 白金橋東側交差点 |
| 調査対象 | 全車種合計 |
| 天候 | 曇り |

[交差点概要図]

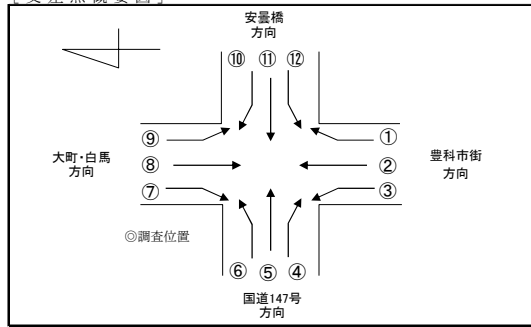


| 調査日 | 時間帯 | ① | ② | ③ | ④ | ⑤ | ⑥ | 合計 |
|----------|------|-----|------|-----|-----|-----|------|-------|
| H29.2.23 | 11時台 | 39 | 446 | 14 | 48 | 26 | 469 | 1042 |
| | 12時台 | 31 | 412 | 16 | 39 | 37 | 397 | 932 |
| | 13時台 | 38 | 484 | 18 | 36 | 35 | 435 | 1046 |
| | 14時台 | 37 | 443 | 16 | 46 | 31 | 414 | 987 |
| | 15時台 | 41 | 497 | 9 | 41 | 34 | 483 | 1105 |
| | 16時台 | 49 | 439 | 19 | 44 | 22 | 494 | 1067 |
| | 17時台 | 54 | 543 | 19 | 53 | 40 | 577 | 1286 |
| | 18時台 | 48 | 681 | 11 | 37 | 14 | 460 | 1251 |
| | 19時台 | 20 | 468 | 9 | 19 | 22 | 295 | 833 |
| | 20時台 | 19 | 381 | 6 | 12 | 10 | 237 | 665 |
| | 21時台 | 13 | 249 | 4 | 7 | 8 | 134 | 415 |
| | 22時台 | 7 | 184 | 4 | 4 | 6 | 72 | 277 |
| | 23時台 | 5 | 131 | 2 | 1 | 4 | 61 | 204 |
| H29.2.24 | 0時台 | 0 | 89 | 0 | 1 | 0 | 46 | 136 |
| | 1時台 | 5 | 63 | 1 | 2 | 0 | 43 | 114 |
| | 2時台 | 0 | 43 | 0 | 0 | 1 | 18 | 62 |
| | 3時台 | 2 | 40 | 0 | 0 | 0 | 28 | 70 |
| | 4時台 | 1 | 56 | 1 | 3 | 0 | 39 | 100 |
| | 5時台 | 4 | 106 | 5 | 1 | 0 | 94 | 210 |
| | 6時台 | 3 | 268 | 6 | 9 | 4 | 404 | 694 |
| | 7時台 | 11 | 303 | 2 | 28 | 13 | 705 | 1062 |
| | 8時台 | 28 | 1015 | 8 | 18 | 29 | 603 | 1701 |
| | 9時台 | 33 | 441 | 15 | 27 | 28 | 555 | 1099 |
| 10時台 | 36 | 495 | 23 | 22 | 30 | 478 | 1084 | |
| 合計 | | 524 | 8277 | 208 | 498 | 394 | 7541 | 17442 |

資料 4 冬季調査 交通量 休日

| | |
|------|-----------------------------|
| 調査日 | 平成29年1月14日(土)～平成29年1月15日(日) |
| 調査地点 | 安曇橋南交差点 |
| 調査対象 | 大型 |
| 天候 | 曇り時々雪 |

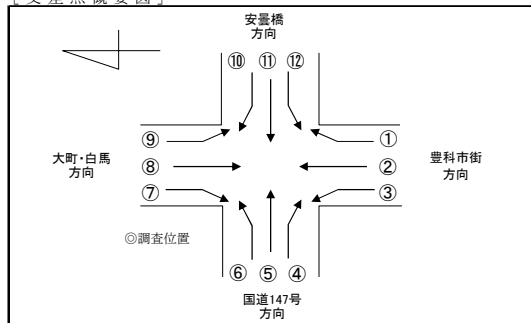
[交差点概要図]



| 調査日 | 時間帯 | ① | ② | ③ | ④ | ⑤ | ⑥ | ⑦ | ⑧ | ⑨ | ⑩ | ⑪ | ⑫ | 合計 |
|----------|------|----|-----|----|----|----|---|---|-----|----|----|----|----|-----|
| H29.1.14 | 8時台 | 4 | 22 | 2 | 1 | 4 | 0 | 0 | 12 | 5 | 3 | 1 | 0 | 54 |
| | 9時台 | 7 | 34 | 4 | 4 | 5 | 0 | 0 | 19 | 1 | 4 | 4 | 3 | 85 |
| | 10時台 | 7 | 31 | 3 | 4 | 6 | 3 | 0 | 15 | 0 | 4 | 5 | 0 | 78 |
| | 11時台 | 1 | 30 | 1 | 2 | 0 | 0 | 2 | 28 | 0 | 2 | 1 | 1 | 68 |
| | 12時台 | 0 | 13 | 0 | 1 | 0 | 0 | 0 | 16 | 2 | 2 | 2 | 1 | 37 |
| | 13時台 | 2 | 19 | 1 | 4 | 4 | 0 | 0 | 30 | 4 | 3 | 4 | 3 | 74 |
| | 14時台 | 0 | 7 | 1 | 0 | 0 | 0 | 0 | 22 | 2 | 2 | 1 | 1 | 36 |
| | 15時台 | 8 | 20 | 1 | 3 | 5 | 0 | 0 | 11 | 0 | 2 | 2 | 1 | 53 |
| | 16時台 | 0 | 13 | 1 | 2 | 2 | 0 | 0 | 4 | 2 | 6 | 1 | 0 | 31 |
| | 17時台 | 0 | 9 | 1 | 0 | 1 | 0 | 0 | 11 | 1 | 0 | 0 | 1 | 24 |
| | 18時台 | 0 | 7 | 0 | 0 | 0 | 0 | 0 | 23 | 2 | 2 | 1 | 1 | 36 |
| | 19時台 | 0 | 10 | 0 | 0 | 0 | 0 | 0 | 12 | 2 | 1 | 2 | 0 | 27 |
| | 20時台 | 0 | 6 | 0 | 1 | 0 | 0 | 1 | 4 | 0 | 2 | 0 | 1 | 15 |
| | 21時台 | 0 | 3 | 0 | 1 | 0 | 0 | 0 | 3 | 1 | 0 | 0 | 0 | 8 |
| 22時台 | 1 | 4 | 1 | 0 | 0 | 0 | 0 | 8 | 1 | 0 | 0 | 0 | 15 | |
| 23時台 | 1 | 4 | 0 | 0 | 0 | 0 | 0 | 7 | 0 | 0 | 0 | 0 | 12 | |
| H29.1.15 | 0時台 | 1 | 7 | 0 | 0 | 0 | 0 | 0 | 0 | 0 | 0 | 0 | 0 | 8 |
| | 1時台 | 0 | 2 | 0 | 0 | 0 | 0 | 0 | 4 | 0 | 0 | 0 | 0 | 6 |
| | 2時台 | 0 | 2 | 0 | 0 | 0 | 0 | 0 | 3 | 0 | 0 | 0 | 0 | 5 |
| | 3時台 | 0 | 3 | 0 | 0 | 0 | 0 | 0 | 0 | 1 | 0 | 0 | 0 | 4 |
| | 4時台 | 2 | 5 | 0 | 0 | 0 | 0 | 0 | 2 | 0 | 0 | 0 | 0 | 9 |
| | 5時台 | 1 | 15 | 1 | 1 | 0 | 0 | 0 | 1 | 1 | 1 | 0 | 0 | 21 |
| | 6時台 | 0 | 4 | 0 | 0 | 0 | 0 | 0 | 3 | 1 | 1 | 0 | 2 | 11 |
| 7時台 | 0 | 4 | 0 | 0 | 1 | 1 | 0 | 5 | 0 | 0 | 1 | 1 | 13 | |
| 合計 | | 35 | 274 | 17 | 24 | 28 | 4 | 3 | 243 | 26 | 35 | 25 | 16 | 730 |

| | |
|------|-----------------------------|
| 調査日 | 平成29年1月14日(土)～平成29年1月15日(日) |
| 調査地点 | 安曇橋南交差点 |
| 調査対象 | 小型 |
| 天候 | 曇り時々雪 |

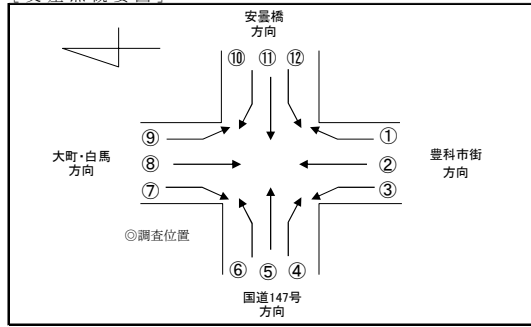
[交差点概要図]



| 調査日 | 時間帯 | ① | ② | ③ | ④ | ⑤ | ⑥ | ⑦ | ⑧ | ⑨ | ⑩ | ⑪ | ⑫ | 合計 |
|----------|------|------|------|-----|-----|------|----|-----|------|-----|-----|------|-----|-------|
| H29.1.14 | 8時台 | 58 | 370 | 13 | 8 | 105 | 3 | 3 | 218 | 18 | 43 | 127 | 65 | 1031 |
| | 9時台 | 55 | 260 | 11 | 12 | 76 | 5 | 8 | 239 | 18 | 25 | 152 | 83 | 944 |
| | 10時台 | 59 | 248 | 14 | 28 | 102 | 10 | 15 | 190 | 14 | 29 | 160 | 51 | 920 |
| | 11時台 | 79 | 240 | 26 | 18 | 106 | 3 | 16 | 219 | 10 | 18 | 101 | 59 | 895 |
| | 12時台 | 76 | 215 | 9 | 22 | 111 | 3 | 14 | 213 | 14 | 27 | 95 | 57 | 856 |
| | 13時台 | 76 | 226 | 26 | 14 | 100 | 3 | 7 | 241 | 25 | 23 | 100 | 80 | 921 |
| | 14時台 | 88 | 266 | 27 | 27 | 95 | 1 | 3 | 247 | 23 | 34 | 104 | 86 | 1001 |
| | 15時台 | 103 | 245 | 22 | 22 | 116 | 6 | 3 | 265 | 22 | 29 | 99 | 60 | 992 |
| | 16時台 | 123 | 244 | 22 | 16 | 113 | 7 | 10 | 319 | 27 | 18 | 84 | 76 | 1059 |
| | 17時台 | 109 | 260 | 19 | 13 | 119 | 6 | 4 | 376 | 44 | 19 | 137 | 53 | 1159 |
| | 18時台 | 86 | 218 | 22 | 8 | 75 | 6 | 2 | 269 | 34 | 23 | 78 | 46 | 867 |
| | 19時台 | 74 | 216 | 18 | 9 | 77 | 4 | 8 | 173 | 30 | 20 | 34 | 31 | 694 |
| | 20時台 | 42 | 151 | 15 | 2 | 32 | 4 | 2 | 100 | 11 | 16 | 29 | 12 | 416 |
| | 21時台 | 31 | 100 | 6 | 4 | 28 | 0 | 0 | 58 | 7 | 6 | 17 | 6 | 263 |
| 22時台 | 29 | 109 | 13 | 2 | 19 | 0 | 0 | 46 | 6 | 7 | 13 | 6 | 250 | |
| 23時台 | 13 | 79 | 3 | 0 | 14 | 0 | 4 | 36 | 1 | 5 | 9 | 7 | 171 | |
| H29.1.15 | 0時台 | 14 | 58 | 7 | 0 | 10 | 0 | 3 | 20 | 1 | 3 | 7 | 4 | 127 |
| | 1時台 | 7 | 41 | 2 | 2 | 5 | 0 | 0 | 11 | 0 | 1 | 6 | 3 | 78 |
| | 2時台 | 9 | 31 | 2 | 1 | 0 | 1 | 1 | 13 | 0 | 1 | 4 | 2 | 65 |
| | 3時台 | 6 | 33 | 1 | 2 | 4 | 0 | 0 | 12 | 0 | 5 | 3 | 1 | 67 |
| | 4時台 | 2 | 34 | 3 | 1 | 4 | 0 | 0 | 11 | 1 | 7 | 0 | 5 | 68 |
| | 5時台 | 3 | 67 | 0 | 2 | 6 | 1 | 1 | 45 | 0 | 16 | 1 | 9 | 151 |
| | 6時台 | 10 | 192 | 0 | 3 | 11 | 2 | 2 | 81 | 1 | 19 | 16 | 13 | 350 |
| 7時台 | 21 | 306 | 6 | 13 | 28 | 4 | 0 | 121 | 14 | 30 | 43 | 32 | 618 | |
| 合計 | | 1173 | 4209 | 287 | 229 | 1356 | 69 | 106 | 3523 | 321 | 424 | 1419 | 847 | 13963 |

| | |
|------|-----------------------------|
| 調査日 | 平成29年1月14日(土)～平成29年1月15日(日) |
| 調査地点 | 安曇橋南交差点 |
| 調査対象 | パッカー車 |
| 天候 | 曇り時々雪 |

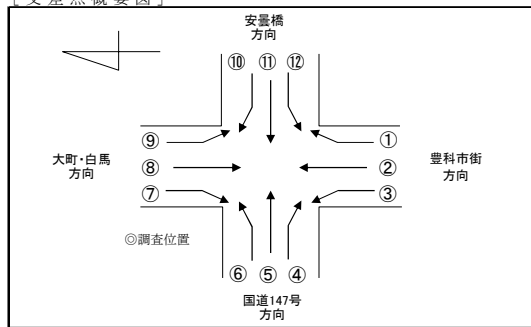
[交差点概要図]



| 調査日 | 時間帯 | ① | ② | ③ | ④ | ⑤ | ⑥ | ⑦ | ⑧ | ⑨ | ⑩ | ⑪ | ⑫ | 合計 |
|----------|------|---|---|---|---|---|---|---|----|---|---|---|---|----|
| H29.1.14 | 8時台 | 0 | 1 | 0 | 1 | 0 | 0 | 2 | 4 | 0 | 0 | 1 | 1 | 10 |
| | 9時台 | 0 | 0 | 0 | 0 | 0 | 0 | 0 | 0 | 0 | 0 | 0 | 0 | 0 |
| | 10時台 | 1 | 0 | 0 | 0 | 1 | 1 | 1 | 0 | 0 | 0 | 0 | 0 | 4 |
| | 11時台 | 0 | 2 | 0 | 0 | 0 | 0 | 0 | 1 | 1 | 0 | 0 | 1 | 5 |
| | 12時台 | 0 | 1 | 0 | 0 | 0 | 0 | 0 | 3 | 0 | 0 | 0 | 0 | 4 |
| | 13時台 | 0 | 0 | 0 | 0 | 0 | 0 | 0 | 1 | 0 | 0 | 0 | 0 | 1 |
| | 14時台 | 0 | 0 | 0 | 0 | 0 | 0 | 0 | 1 | 0 | 0 | 1 | 0 | 2 |
| | 15時台 | 0 | 0 | 0 | 0 | 0 | 0 | 0 | 0 | 0 | 0 | 0 | 0 | 0 |
| | 16時台 | 0 | 0 | 0 | 0 | 0 | 0 | 0 | 0 | 0 | 0 | 0 | 0 | 0 |
| | 17時台 | 0 | 0 | 0 | 0 | 0 | 0 | 0 | 0 | 0 | 0 | 0 | 0 | 0 |
| | 18時台 | 0 | 0 | 0 | 0 | 0 | 0 | 0 | 0 | 0 | 0 | 0 | 0 | 0 |
| | 19時台 | 0 | 0 | 0 | 0 | 0 | 0 | 0 | 2 | 0 | 0 | 0 | 0 | 2 |
| | 20時台 | 0 | 0 | 0 | 0 | 0 | 0 | 0 | 0 | 0 | 0 | 0 | 0 | 0 |
| | 21時台 | 0 | 0 | 0 | 0 | 0 | 0 | 0 | 0 | 0 | 0 | 0 | 0 | 0 |
| 22時台 | 0 | 0 | 0 | 0 | 0 | 0 | 0 | 0 | 0 | 0 | 0 | 0 | 0 | |
| 23時台 | 0 | 0 | 0 | 0 | 0 | 0 | 0 | 0 | 0 | 0 | 0 | 0 | 0 | |
| H29.1.15 | 0時台 | 0 | 0 | 0 | 0 | 0 | 0 | 0 | 0 | 0 | 0 | 0 | 0 | 0 |
| | 1時台 | 0 | 0 | 0 | 0 | 0 | 0 | 0 | 0 | 0 | 0 | 0 | 0 | 0 |
| | 2時台 | 0 | 0 | 0 | 0 | 0 | 0 | 0 | 0 | 0 | 0 | 0 | 0 | 0 |
| | 3時台 | 0 | 0 | 0 | 0 | 0 | 0 | 0 | 0 | 0 | 0 | 0 | 0 | 0 |
| | 4時台 | 0 | 0 | 0 | 0 | 0 | 0 | 0 | 0 | 0 | 0 | 0 | 0 | 0 |
| | 5時台 | 0 | 0 | 0 | 0 | 0 | 0 | 0 | 0 | 0 | 0 | 0 | 0 | 0 |
| | 6時台 | 0 | 0 | 0 | 0 | 0 | 0 | 0 | 0 | 0 | 0 | 0 | 0 | 0 |
| 7時台 | 0 | 0 | 0 | 0 | 0 | 0 | 0 | 1 | 0 | 0 | 0 | 0 | 1 | |
| 合計 | | 1 | 4 | 0 | 1 | 1 | 1 | 3 | 13 | 1 | 0 | 2 | 2 | 29 |

| | |
|------|-----------------------------|
| 調査日 | 平成29年1月14日(土)～平成29年1月15日(日) |
| 調査地点 | 安曇橋南交差点 |
| 調査対象 | 二輪車 |
| 天候 | 曇り時々雪 |

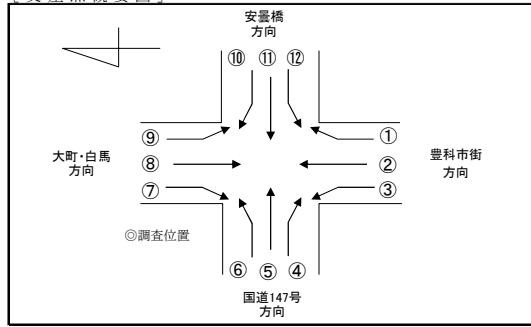
[交差点概要図]



| 調査日 | 時間帯 | ① | ② | ③ | ④ | ⑤ | ⑥ | ⑦ | ⑧ | ⑨ | ⑩ | ⑪ | ⑫ | 合計 |
|----------|------|---|---|---|---|---|---|---|---|---|---|---|---|----|
| H29.1.14 | 8時台 | 0 | 0 | 0 | 0 | 0 | 0 | 0 | 0 | 0 | 0 | 0 | 0 | 0 |
| | 9時台 | 0 | 0 | 0 | 0 | 1 | 0 | 0 | 0 | 0 | 0 | 0 | 0 | 1 |
| | 10時台 | 0 | 2 | 0 | 0 | 2 | 0 | 0 | 0 | 0 | 0 | 0 | 0 | 4 |
| | 11時台 | 0 | 0 | 0 | 0 | 0 | 0 | 0 | 0 | 0 | 0 | 0 | 0 | 0 |
| | 12時台 | 0 | 0 | 0 | 0 | 1 | 0 | 0 | 0 | 0 | 1 | 0 | 0 | 2 |
| | 13時台 | 0 | 0 | 0 | 0 | 0 | 0 | 0 | 0 | 0 | 0 | 0 | 0 | 0 |
| | 14時台 | 0 | 0 | 0 | 0 | 1 | 0 | 0 | 0 | 0 | 0 | 0 | 0 | 1 |
| | 15時台 | 0 | 0 | 0 | 0 | 0 | 0 | 0 | 0 | 0 | 0 | 0 | 0 | 0 |
| | 16時台 | 0 | 0 | 0 | 0 | 0 | 0 | 0 | 0 | 1 | 0 | 1 | 0 | 2 |
| | 17時台 | 0 | 0 | 0 | 0 | 0 | 0 | 0 | 0 | 0 | 0 | 2 | 0 | 2 |
| | 18時台 | 0 | 0 | 0 | 0 | 0 | 0 | 0 | 0 | 0 | 0 | 1 | 0 | 1 |
| | 19時台 | 0 | 0 | 0 | 0 | 0 | 0 | 0 | 0 | 0 | 0 | 0 | 0 | 0 |
| | 20時台 | 0 | 0 | 0 | 0 | 0 | 0 | 0 | 0 | 0 | 0 | 0 | 0 | 0 |
| | 21時台 | 0 | 0 | 0 | 0 | 0 | 0 | 0 | 0 | 0 | 0 | 0 | 0 | 0 |
| 22時台 | 0 | 0 | 0 | 0 | 0 | 0 | 0 | 0 | 0 | 0 | 0 | 0 | 0 | |
| 23時台 | 0 | 0 | 0 | 0 | 0 | 0 | 0 | 0 | 0 | 0 | 0 | 0 | 0 | |
| H29.1.15 | 0時台 | 0 | 0 | 0 | 0 | 0 | 0 | 0 | 0 | 0 | 0 | 0 | 0 | 0 |
| | 1時台 | 0 | 0 | 0 | 0 | 0 | 0 | 0 | 0 | 0 | 0 | 0 | 0 | 0 |
| | 2時台 | 0 | 0 | 0 | 0 | 0 | 0 | 0 | 0 | 0 | 0 | 0 | 0 | 0 |
| | 3時台 | 0 | 0 | 0 | 0 | 0 | 0 | 0 | 0 | 0 | 1 | 0 | 0 | 1 |
| | 4時台 | 0 | 0 | 0 | 0 | 0 | 0 | 0 | 0 | 0 | 0 | 0 | 0 | 0 |
| | 5時台 | 0 | 0 | 0 | 0 | 0 | 0 | 0 | 0 | 0 | 0 | 0 | 0 | 0 |
| | 6時台 | 0 | 0 | 0 | 0 | 0 | 0 | 0 | 0 | 0 | 0 | 0 | 0 | 0 |
| 7時台 | 0 | 0 | 0 | 0 | 0 | 0 | 0 | 0 | 0 | 0 | 0 | 0 | 0 | |
| 合計 | | 0 | 2 | 0 | 0 | 5 | 0 | 0 | 0 | 1 | 2 | 4 | 0 | 14 |

| | |
|------|-----------------------------|
| 調査日 | 平成29年1月14日(土)～平成29年1月15日(日) |
| 調査地点 | 安曇橋南交差点 |
| 調査対象 | 全車種合計 |
| 天候 | 曇り時々雪 |

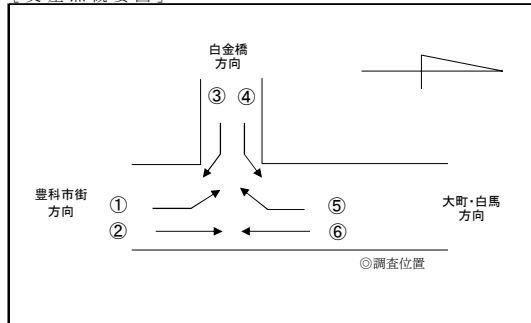
[交差点概要図]



| 調査日 | 時間帯 | ① | ② | ③ | ④ | ⑤ | ⑥ | ⑦ | ⑧ | ⑨ | ⑩ | ⑪ | ⑫ | 合計 |
|----------|------|------|------|-----|-----|------|----|-----|------|-----|-----|------|-----|-------|
| H29.1.14 | 8時台 | 62 | 393 | 15 | 10 | 109 | 3 | 5 | 234 | 23 | 46 | 129 | 66 | 1095 |
| | 9時台 | 62 | 294 | 15 | 16 | 82 | 5 | 8 | 258 | 19 | 29 | 156 | 86 | 1030 |
| | 10時台 | 67 | 281 | 17 | 32 | 111 | 14 | 16 | 205 | 14 | 33 | 165 | 51 | 1006 |
| | 11時台 | 80 | 272 | 27 | 20 | 106 | 3 | 18 | 248 | 11 | 20 | 102 | 61 | 968 |
| | 12時台 | 76 | 229 | 9 | 23 | 112 | 3 | 14 | 232 | 16 | 30 | 97 | 58 | 899 |
| | 13時台 | 78 | 245 | 27 | 18 | 104 | 3 | 7 | 272 | 29 | 26 | 104 | 83 | 996 |
| | 14時台 | 88 | 273 | 28 | 27 | 96 | 1 | 3 | 270 | 25 | 36 | 106 | 87 | 1040 |
| | 15時台 | 111 | 265 | 23 | 25 | 121 | 6 | 3 | 276 | 22 | 31 | 101 | 61 | 1045 |
| | 16時台 | 123 | 257 | 23 | 18 | 115 | 7 | 10 | 323 | 30 | 24 | 86 | 76 | 1092 |
| | 17時台 | 109 | 269 | 20 | 13 | 120 | 6 | 4 | 387 | 45 | 19 | 139 | 54 | 1185 |
| | 18時台 | 86 | 225 | 22 | 8 | 75 | 6 | 2 | 292 | 36 | 25 | 80 | 47 | 904 |
| | 19時台 | 74 | 226 | 18 | 9 | 77 | 4 | 8 | 187 | 32 | 21 | 36 | 31 | 723 |
| | 20時台 | 42 | 157 | 15 | 3 | 32 | 4 | 3 | 104 | 11 | 18 | 29 | 13 | 431 |
| | 21時台 | 31 | 103 | 6 | 5 | 28 | 0 | 0 | 61 | 8 | 6 | 17 | 6 | 271 |
| 22時台 | 30 | 113 | 14 | 2 | 19 | 0 | 0 | 54 | 7 | 7 | 13 | 6 | 265 | |
| 23時台 | 14 | 83 | 3 | 0 | 14 | 0 | 4 | 43 | 1 | 5 | 9 | 7 | 183 | |
| H29.1.15 | 0時台 | 15 | 65 | 7 | 0 | 10 | 0 | 3 | 20 | 1 | 3 | 7 | 4 | 135 |
| | 1時台 | 7 | 43 | 2 | 2 | 5 | 0 | 0 | 15 | 0 | 1 | 6 | 3 | 84 |
| | 2時台 | 9 | 33 | 2 | 1 | 0 | 1 | 1 | 16 | 0 | 1 | 4 | 2 | 70 |
| | 3時台 | 6 | 36 | 1 | 2 | 4 | 0 | 0 | 12 | 1 | 6 | 3 | 1 | 72 |
| | 4時台 | 4 | 39 | 3 | 1 | 4 | 0 | 0 | 13 | 1 | 7 | 0 | 5 | 77 |
| | 5時台 | 4 | 82 | 1 | 3 | 6 | 1 | 1 | 46 | 1 | 17 | 1 | 9 | 172 |
| | 6時台 | 10 | 196 | 0 | 3 | 11 | 2 | 2 | 84 | 2 | 20 | 16 | 15 | 361 |
| 7時台 | 21 | 310 | 6 | 13 | 29 | 5 | 0 | 127 | 14 | 30 | 44 | 33 | 632 | |
| 合計 | | 1209 | 4489 | 304 | 254 | 1390 | 74 | 112 | 3779 | 349 | 461 | 1450 | 865 | 14736 |

| | |
|------|-----------------------------|
| 調査日 | 平成29年1月14日(土)～平成29年1月15日(日) |
| 調査地点 | 白金橋東側交差点 |
| 調査対象 | 大型 |
| 天候 | 曇り時々雪 |

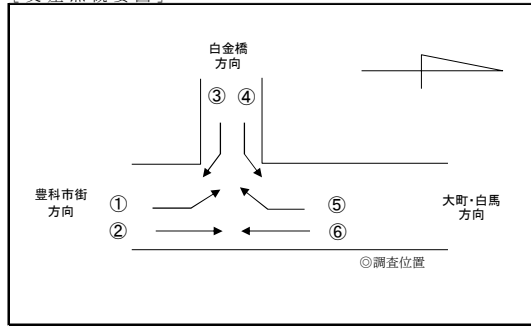
[交差点概要図]



| 調査日 | 時間帯 | ① | ② | ③ | ④ | ⑤ | ⑥ | 合計 |
|----------|------|---|-----|---|---|---|-----|-----|
| H29.1.14 | 8時台 | 0 | 31 | 1 | 1 | 0 | 19 | 52 |
| | 9時台 | 0 | 11 | 0 | 0 | 0 | 20 | 31 |
| | 10時台 | 0 | 45 | 0 | 0 | 0 | 31 | 76 |
| | 11時台 | 1 | 37 | 0 | 0 | 0 | 31 | 69 |
| | 12時台 | 0 | 18 | 0 | 1 | 1 | 22 | 42 |
| | 13時台 | 0 | 16 | 0 | 0 | 0 | 20 | 36 |
| | 14時台 | 0 | 23 | 0 | 0 | 0 | 34 | 57 |
| | 15時台 | 1 | 17 | 0 | 0 | 1 | 15 | 34 |
| | 16時台 | 2 | 13 | 0 | 0 | 0 | 15 | 30 |
| | 17時台 | 0 | 11 | 0 | 0 | 0 | 12 | 23 |
| | 18時台 | 0 | 7 | 1 | 0 | 0 | 24 | 32 |
| | 19時台 | 0 | 11 | 0 | 0 | 0 | 12 | 23 |
| | 20時台 | 0 | 4 | 0 | 0 | 0 | 4 | 8 |
| | 21時台 | 0 | 3 | 0 | 0 | 0 | 3 | 6 |
| 22時台 | 0 | 1 | 0 | 0 | 0 | 8 | 9 | |
| 23時台 | 0 | 5 | 0 | 0 | 0 | 5 | 10 | |
| H29.1.15 | 0時台 | 0 | 4 | 0 | 0 | 0 | 2 | 6 |
| | 1時台 | 0 | 2 | 0 | 0 | 0 | 4 | 6 |
| | 2時台 | 0 | 2 | 0 | 0 | 0 | 4 | 6 |
| | 3時台 | 0 | 3 | 0 | 0 | 0 | 0 | 3 |
| | 4時台 | 1 | 8 | 0 | 0 | 0 | 2 | 11 |
| | 5時台 | 0 | 14 | 0 | 0 | 0 | 2 | 16 |
| | 6時台 | 0 | 4 | 0 | 0 | 0 | 5 | 9 |
| 7時台 | 0 | 4 | 0 | 0 | 0 | 7 | 11 | |
| 合計 | | 5 | 294 | 2 | 2 | 2 | 301 | 606 |

| | |
|------|-----------------------------|
| 調査日 | 平成29年1月14日(土)～平成29年1月15日(日) |
| 調査地点 | 白金橋東側交差点 |
| 調査対象 | 小型 |
| 天候 | 曇り時々雪 |

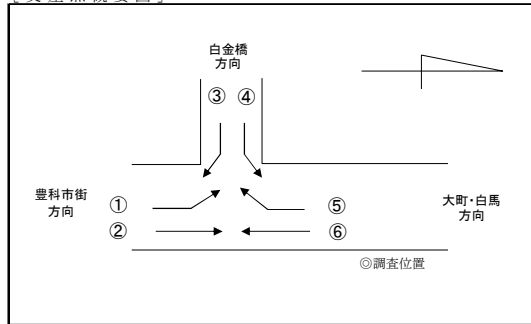
[交差点概要図]



| 調査日 | 時間帯 | ① | ② | ③ | ④ | ⑤ | ⑥ | 合計 |
|----------|------|-----|------|-----|-----|-----|------|-------|
| H29.1.14 | 8時台 | 23 | 421 | 5 | 8 | 14 | 311 | 782 |
| | 9時台 | 33 | 367 | 7 | 11 | 21 | 313 | 752 |
| | 10時台 | 29 | 266 | 8 | 21 | 25 | 341 | 690 |
| | 11時台 | 30 | 377 | 13 | 38 | 21 | 322 | 801 |
| | 12時台 | 38 | 296 | 9 | 22 | 17 | 342 | 724 |
| | 13時台 | 39 | 358 | 8 | 28 | 23 | 312 | 768 |
| | 14時台 | 35 | 308 | 11 | 29 | 31 | 338 | 752 |
| | 15時台 | 37 | 347 | 16 | 37 | 24 | 356 | 817 |
| | 16時台 | 42 | 349 | 13 | 39 | 33 | 397 | 873 |
| | 17時台 | 31 | 351 | 12 | 39 | 23 | 438 | 894 |
| | 18時台 | 30 | 320 | 5 | 22 | 28 | 309 | 714 |
| | 19時台 | 14 | 264 | 12 | 17 | 6 | 185 | 498 |
| | 20時台 | 9 | 182 | 7 | 7 | 5 | 126 | 336 |
| | 21時台 | 13 | 147 | 7 | 4 | 2 | 73 | 246 |
| 22時台 | 7 | 154 | 1 | 3 | 1 | 55 | 221 | |
| 23時台 | 5 | 91 | 1 | 2 | 2 | 40 | 141 | |
| H29.1.15 | 0時台 | 2 | 79 | 2 | 0 | 1 | 23 | 107 |
| | 1時台 | 2 | 49 | 0 | 1 | 0 | 15 | 67 |
| | 2時台 | 1 | 44 | 0 | 0 | 1 | 14 | 60 |
| | 3時台 | 0 | 39 | 0 | 1 | 0 | 16 | 56 |
| | 4時台 | 0 | 36 | 0 | 0 | 2 | 16 | 54 |
| | 5時台 | 3 | 86 | 2 | 1 | 2 | 51 | 145 |
| | 6時台 | 2 | 224 | 4 | 2 | 2 | 88 | 322 |
| 7時台 | 9 | 347 | 3 | 9 | 2 | 177 | 547 | |
| 合計 | | 434 | 5502 | 146 | 341 | 286 | 4658 | 11367 |

| | |
|------|-----------------------------|
| 調査日 | 平成29年1月14日(土)～平成29年1月15日(日) |
| 調査地点 | 白金橋東側交差点 |
| 調査対象 | パッカー車 |
| 天候 | 曇り時々雪 |

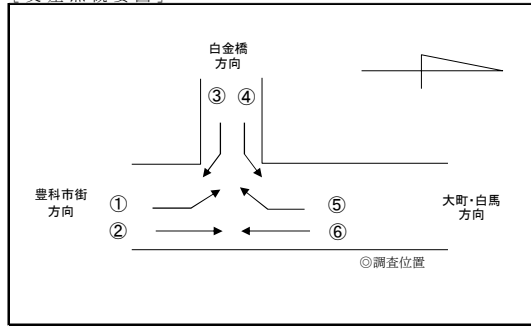
[交差点概要図]



| 調査日 | 時間帯 | ① | ② | ③ | ④ | ⑤ | ⑥ | 合計 |
|----------|------|---|---|---|---|---|----|----|
| H29.1.14 | 8時台 | 0 | 0 | 0 | 0 | 1 | 4 | 5 |
| | 9時台 | 0 | 0 | 0 | 0 | 0 | 0 | 0 |
| | 10時台 | 0 | 5 | 0 | 1 | 0 | 2 | 8 |
| | 11時台 | 0 | 1 | 0 | 0 | 0 | 1 | 2 |
| | 12時台 | 0 | 0 | 0 | 0 | 0 | 1 | 1 |
| | 13時台 | 0 | 0 | 0 | 0 | 0 | 0 | 0 |
| | 14時台 | 1 | 0 | 0 | 0 | 0 | 1 | 2 |
| | 15時台 | 0 | 0 | 0 | 0 | 0 | 0 | 0 |
| | 16時台 | 1 | 1 | 0 | 0 | 0 | 0 | 2 |
| | 17時台 | 0 | 0 | 0 | 0 | 0 | 0 | 0 |
| | 18時台 | 0 | 0 | 0 | 0 | 0 | 0 | 0 |
| | 19時台 | 0 | 0 | 0 | 0 | 0 | 0 | 0 |
| | 20時台 | 0 | 0 | 1 | 0 | 1 | 0 | 2 |
| | 21時台 | 0 | 0 | 0 | 0 | 0 | 0 | 0 |
| 22時台 | 0 | 0 | 0 | 0 | 0 | 0 | 0 | |
| 23時台 | 0 | 0 | 0 | 0 | 0 | 0 | 0 | |
| H29.1.15 | 0時台 | 0 | 0 | 0 | 0 | 0 | 0 | 0 |
| | 1時台 | 0 | 0 | 0 | 0 | 0 | 0 | 0 |
| | 2時台 | 0 | 0 | 0 | 0 | 0 | 0 | 0 |
| | 3時台 | 0 | 0 | 0 | 0 | 0 | 0 | 0 |
| | 4時台 | 0 | 0 | 0 | 0 | 0 | 0 | 0 |
| | 5時台 | 0 | 0 | 0 | 0 | 0 | 0 | 0 |
| | 6時台 | 0 | 0 | 0 | 0 | 0 | 0 | 0 |
| 7時台 | 1 | 0 | 0 | 0 | 0 | 1 | 2 | |
| 合計 | | 3 | 7 | 1 | 1 | 2 | 10 | 24 |

| | |
|------|-----------------------------|
| 調査日 | 平成29年1月14日(土)～平成29年1月15日(日) |
| 調査地点 | 白金橋東側交差点 |
| 調査対象 | 二輪車 |
| 天候 | 曇り時々雪 |

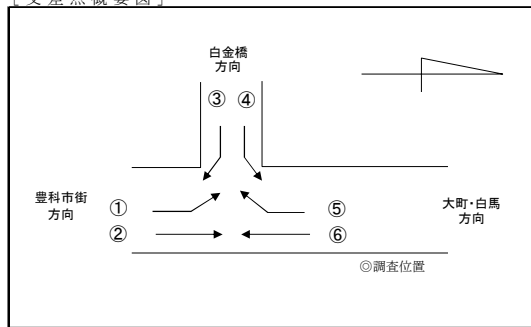
[交差点概要図]



| 調査日 | 時間帯 | ① | ② | ③ | ④ | ⑤ | ⑥ | 合計 | |
|----------|------|---|---|---|---|---|---|----|---|
| H29.1.14 | 8時台 | 0 | 0 | 0 | 0 | 0 | 1 | 1 | |
| | 9時台 | 0 | 0 | 0 | 0 | 0 | 1 | 1 | |
| | 10時台 | 0 | 1 | 0 | 0 | 0 | 0 | 1 | |
| | 11時台 | 0 | 0 | 0 | 0 | 0 | 0 | 0 | |
| | 12時台 | 0 | 0 | 0 | 0 | 0 | 0 | 0 | |
| | 13時台 | 0 | 0 | 0 | 0 | 0 | 0 | 0 | |
| | 14時台 | 0 | 0 | 0 | 0 | 0 | 0 | 0 | |
| | 15時台 | 0 | 0 | 0 | 0 | 0 | 0 | 0 | |
| | 16時台 | 1 | 0 | 0 | 0 | 0 | 0 | 1 | 2 |
| | 17時台 | 0 | 0 | 0 | 0 | 0 | 0 | 0 | 0 |
| | 18時台 | 0 | 0 | 0 | 0 | 0 | 0 | 0 | 0 |
| | 19時台 | 0 | 0 | 0 | 0 | 0 | 0 | 0 | 0 |
| | 20時台 | 0 | 0 | 0 | 0 | 0 | 0 | 0 | 0 |
| | 21時台 | 0 | 0 | 0 | 0 | 0 | 0 | 0 | 0 |
| 22時台 | 0 | 0 | 0 | 0 | 0 | 0 | 0 | 0 | |
| 23時台 | 0 | 0 | 0 | 0 | 0 | 0 | 0 | 0 | |
| H29.1.15 | 0時台 | 0 | 0 | 0 | 0 | 0 | 0 | 0 | |
| | 1時台 | 0 | 0 | 0 | 0 | 0 | 0 | 0 | |
| | 2時台 | 0 | 0 | 0 | 0 | 0 | 0 | 0 | |
| | 3時台 | 0 | 0 | 0 | 0 | 0 | 0 | 0 | |
| | 4時台 | 0 | 0 | 0 | 0 | 0 | 0 | 0 | |
| | 5時台 | 0 | 0 | 0 | 0 | 0 | 0 | 0 | |
| | 6時台 | 0 | 0 | 0 | 0 | 0 | 0 | 0 | |
| 7時台 | 0 | 0 | 0 | 0 | 0 | 0 | 0 | | |
| 合計 | | 1 | 1 | 0 | 0 | 0 | 3 | 5 | |

| | |
|------|-----------------------------|
| 調査日 | 平成29年1月14日(土)～平成29年1月15日(日) |
| 調査地点 | 白金橋東側交差点 |
| 調査対象 | 全車種合計 |
| 天候 | 曇り時々雪 |

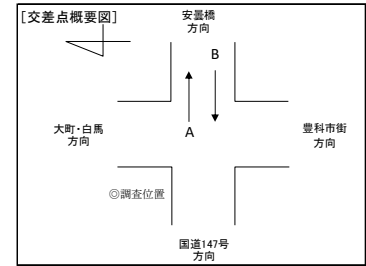
[交差点概要図]



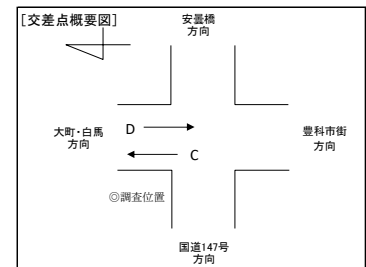
| 調査日 | 時間帯 | ① | ② | ③ | ④ | ⑤ | ⑥ | 合計 |
|----------|------|-----|------|-----|-----|-----|------|-------|
| H29.1.14 | 8時台 | 23 | 452 | 6 | 9 | 15 | 335 | 840 |
| | 9時台 | 33 | 378 | 7 | 11 | 21 | 334 | 784 |
| | 10時台 | 29 | 317 | 8 | 22 | 25 | 374 | 775 |
| | 11時台 | 31 | 415 | 13 | 38 | 21 | 354 | 872 |
| | 12時台 | 38 | 314 | 9 | 23 | 18 | 365 | 767 |
| | 13時台 | 39 | 374 | 8 | 28 | 23 | 332 | 804 |
| | 14時台 | 36 | 331 | 11 | 29 | 31 | 373 | 811 |
| | 15時台 | 38 | 364 | 16 | 37 | 25 | 371 | 851 |
| | 16時台 | 46 | 363 | 13 | 39 | 33 | 413 | 907 |
| | 17時台 | 31 | 362 | 12 | 39 | 23 | 450 | 917 |
| | 18時台 | 30 | 327 | 6 | 22 | 28 | 333 | 746 |
| | 19時台 | 14 | 275 | 12 | 17 | 6 | 197 | 521 |
| | 20時台 | 9 | 186 | 8 | 7 | 6 | 130 | 346 |
| | 21時台 | 13 | 150 | 7 | 4 | 2 | 76 | 252 |
| 22時台 | 7 | 155 | 1 | 3 | 1 | 63 | 230 | |
| 23時台 | 5 | 96 | 1 | 2 | 2 | 45 | 151 | |
| H29.1.15 | 0時台 | 2 | 83 | 2 | 0 | 1 | 25 | 113 |
| | 1時台 | 2 | 51 | 0 | 1 | 0 | 19 | 73 |
| | 2時台 | 1 | 46 | 0 | 0 | 1 | 18 | 66 |
| | 3時台 | 0 | 42 | 0 | 1 | 0 | 16 | 59 |
| | 4時台 | 1 | 44 | 0 | 0 | 2 | 18 | 65 |
| | 5時台 | 3 | 100 | 2 | 1 | 2 | 53 | 161 |
| | 6時台 | 2 | 228 | 4 | 2 | 2 | 93 | 331 |
| 7時台 | 10 | 351 | 3 | 9 | 2 | 185 | 560 | |
| 合計 | | 443 | 5804 | 149 | 344 | 290 | 4972 | 12002 |

資料5 夏季調査 車速 平日

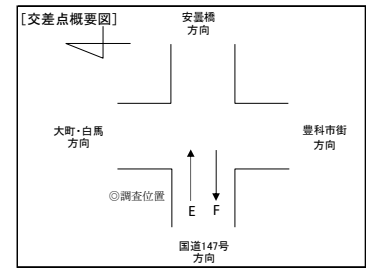
| 調査日 | | 平成28年7月12日(火) ~ 平成28年7月13日(水) | | | | | | | | | | | | |
|----------|------|-------------------------------|-----|----|----|----|----|----|----|----|----|------|----|----|
| 調査地点 | | 安曇橋南交差点(A, B) | | | | | | | | | | | | |
| 日付 | 観測時間 | 走行速度 (km/h) | | | | | | | | | | 平均速度 | | |
| | | 観測台数 | | | | | | | | | | 方向別 | 全体 | |
| | | 1 | 2 | 3 | 4 | 5 | 6 | 7 | 8 | 9 | 10 | | | |
| H28.7.12 | 8 | A | 35 | 35 | 37 | 37 | 38 | 41 | 43 | 43 | 44 | 44 | 40 | 40 |
| | B | 32 | 34 | 35 | 36 | 37 | 44 | 44 | 45 | 47 | 53 | 41 | | |
| | 9 | A | 30 | 30 | 31 | 32 | 32 | 32 | 32 | 32 | 33 | 34 | 32 | 34 |
| | B | 30 | 31 | 32 | 34 | 34 | 36 | 41 | 42 | 42 | 42 | 36 | | |
| | 10 | A | 31 | 32 | 33 | 35 | 36 | 36 | 38 | 40 | 40 | 43 | 36 | 36 |
| | B | 30 | 31 | 32 | 33 | 34 | 37 | 37 | 37 | 40 | 42 | 35 | | |
| | 11 | A | 35 | 35 | 38 | 39 | 40 | 40 | 41 | 41 | 42 | 48 | 40 | 41 |
| | B | 38 | 41 | 41 | 41 | 41 | 42 | 42 | 43 | 44 | 45 | 42 | | |
| | 12 | A | 37 | 38 | 39 | 40 | 40 | 40 | 41 | 41 | 42 | 49 | 41 | 41 |
| | B | 33 | 35 | 36 | 38 | 39 | 39 | 40 | 41 | 42 | 48 | 39 | | |
| | 13 | A | 32 | 33 | 37 | 38 | 39 | 39 | 40 | 40 | 43 | 44 | 39 | 39 |
| | B | 32 | 39 | 39 | 39 | 39 | 40 | 40 | 40 | 40 | 41 | 39 | | |
| | 14 | A | 30 | 36 | 40 | 40 | 41 | 42 | 42 | 43 | 45 | 45 | 40 | 40 |
| | B | 30 | 34 | 35 | 37 | 40 | 41 | 41 | 42 | 42 | 46 | 39 | | |
| | 15 | A | 38 | 44 | 44 | 45 | 48 | 49 | 49 | 49 | 50 | 51 | 60 | 48 |
| | B | 37 | 38 | 40 | 43 | 50 | 50 | 51 | 53 | 56 | 62 | 48 | | |
| | 16 | A | 40 | 41 | 41 | 44 | 45 | 48 | 49 | 52 | 56 | 58 | 47 | 47 |
| | B | 38 | 40 | 42 | 43 | 48 | 48 | 51 | 51 | 52 | 57 | 47 | | |
| | 17 | A | 34 | 37 | 38 | 40 | 40 | 41 | 46 | 46 | 46 | 50 | 42 | 42 |
| | B | 35 | 38 | 40 | 40 | 41 | 42 | 45 | 46 | 46 | 48 | 42 | | |
| | 18 | A | 35 | 35 | 35 | 36 | 37 | 39 | 40 | 41 | 45 | 50 | 39 | 40 |
| B | 32 | 35 | 36 | 38 | 38 | 40 | 41 | 42 | 47 | 49 | 40 | | | |
| 19 | A | 32 | 32 | 36 | 38 | 40 | 41 | 41 | 42 | 47 | 47 | 40 | 42 | |
| B | 35 | 36 | 37 | 41 | 42 | 44 | 46 | 53 | 54 | 57 | 45 | | | |
| 20 | A | 39 | 40 | 40 | 40 | 41 | 41 | 42 | 43 | 44 | 52 | 42 | 41 | |
| B | 30 | 39 | 39 | 39 | 40 | 42 | 43 | 44 | 45 | 45 | 41 | | | |
| 21 | A | 34 | 42 | 43 | 43 | 43 | 45 | 46 | 48 | 48 | 54 | 45 | 44 | |
| B | 32 | 34 | 37 | 42 | 43 | 43 | 44 | 45 | 45 | 66 | 43 | | | |
| 22 | A | 40 | 41 | 42 | 43 | 44 | 44 | 48 | 48 | 49 | 57 | 46 | 49 | |
| B | 33 | 37 | 43 | 43 | 56 | 58 | 58 | 60 | 61 | 63 | 52 | | | |
| 23 | A | 38 | 41 | 43 | 45 | 45 | 46 | 48 | 48 | 50 | 60 | 47 | 52 | |
| B | 49 | 52 | 53 | 56 | 56 | 60 | 61 | 62 | 62 | 71 | 58 | | | |
| H28.7.13 | 0 | A | 33 | 34 | 37 | 41 | 42 | 42 | 44 | 45 | 47 | 64 | 43 | 45 |
| | B | 32 | 35 | 35 | 37 | 44 | 45 | 47 | 62 | 65 | 65 | 47 | | |
| | 1 | A | 33 | 35 | 35 | 36 | 37 | 41 | 42 | 42 | 43 | 46 | 39 | 40 |
| | B | 31 | 36 | 40 | 42 | 42 | 43 | 43 | 43 | 44 | | 40 | | |
| | 2 | A | 41 | 43 | 43 | 46 | | | | | | | 43 | 43 |
| | B | 35 | 37 | 40 | 41 | 42 | 43 | 46 | 49 | 55 | | 43 | | |
| | 3 | A | 35 | 42 | 42 | 43 | 43 | 44 | 45 | | | | 42 | 41 |
| | B | 32 | 35 | 36 | 37 | 38 | 40 | 43 | 45 | 46 | 46 | 40 | | |
| | 4 | A | 31 | 40 | 42 | 43 | 46 | 47 | 50 | 52 | 53 | 53 | 46 | 49 |
| | B | 31 | 43 | 48 | 48 | 52 | 53 | 57 | 60 | 64 | 71 | 53 | | |
| | 5 | A | 33 | 37 | 40 | 43 | 44 | 49 | 51 | 52 | 53 | 55 | 46 | 47 |
| | B | 38 | 39 | 41 | 46 | 47 | 49 | 50 | 56 | 57 | 60 | 48 | | |
| | 6 | A | 38 | 40 | 42 | 43 | 43 | 44 | 45 | 46 | 49 | 58 | 45 | 42 |
| | B | 32 | 32 | 35 | 36 | 41 | 42 | 43 | 43 | 43 | 43 | 39 | | |
| | 7 | A | 25 | 30 | 31 | 35 | 35 | 35 | 37 | 37 | 38 | 41 | 34 | 37 |
| | B | 29 | 31 | 33 | 41 | 41 | 41 | 43 | 45 | 46 | 50 | 40 | | |
| | | | 全平均 | | | | | | | | | | | 42 |



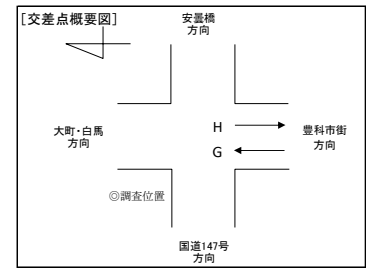
| 調査日 | | 平成28年7月12日(火) ~ 平成28年7月13日(水) | | | | | | | | | | | | |
|----------|------|-------------------------------|----|----|----|----|----|----|----|----|----|------|----|----|
| 調査地点 | | 安曇橋南交差点(C, D) | | | | | | | | | | | | |
| 日付 | 観測時間 | 走行速度 (km/h) | | | | | | | | | | 平均速度 | | |
| | | 観測台数 | | | | | | | | | | 方向別 | 全体 | |
| | | 1 | 2 | 3 | 4 | 5 | 6 | 7 | 8 | 9 | 10 | | | |
| H28.7.12 | 8 | C | 45 | 51 | 51 | 53 | 54 | 55 | 57 | 57 | 61 | 64 | 55 | 55 |
| | D | 47 | 48 | 51 | 52 | 53 | 54 | 54 | 57 | 61 | 65 | 54 | | |
| | 9 | C | 43 | 51 | 51 | 51 | 52 | 52 | 53 | 54 | 58 | 59 | 52 | 51 |
| | D | 44 | 45 | 46 | 48 | 49 | 49 | 50 | 52 | 53 | 59 | 50 | | |
| | 10 | C | 47 | 48 | 48 | 49 | 51 | 52 | 53 | 54 | 56 | 56 | 51 | 51 |
| | D | 42 | 43 | 44 | 48 | 50 | 52 | 52 | 53 | 55 | 57 | 50 | | |
| | 11 | C | 46 | 50 | 50 | 50 | 51 | 52 | 52 | 53 | 54 | 57 | 52 | 53 |
| | D | 48 | 51 | 52 | 54 | 54 | 55 | 58 | 60 | 60 | 61 | 55 | | |
| | 12 | C | 50 | 50 | 52 | 53 | 53 | 54 | 55 | 55 | 57 | 58 | 54 | 55 |
| | D | 46 | 46 | 51 | 53 | 54 | 54 | 55 | 59 | 64 | 74 | 56 | | |
| | 13 | C | 48 | 49 | 50 | 50 | 50 | 54 | 56 | 59 | 63 | 64 | 54 | 53 |
| | D | 44 | 46 | 49 | 50 | 52 | 52 | 53 | 54 | 56 | 59 | 52 | | |
| | 14 | C | 34 | 42 | 46 | 52 | 54 | 55 | 56 | 57 | 58 | 59 | 51 | 51 |
| | D | 42 | 45 | 46 | 47 | 49 | 52 | 52 | 53 | 54 | 60 | 50 | | |
| | 15 | C | 42 | 43 | 51 | 53 | 54 | 55 | 55 | 57 | 58 | 66 | 53 | 53 |
| | D | 41 | 49 | 50 | 50 | 52 | 52 | 53 | 53 | 58 | 63 | 52 | | |
| | 16 | C | 46 | 42 | 45 | 60 | 61 | 53 | 56 | 57 | 47 | 43 | 51 | 52 |
| | D | 48 | 49 | 49 | 50 | 51 | 53 | 54 | 54 | 60 | 61 | 53 | | |
| | 17 | C | 46 | 47 | 48 | 51 | 52 | 53 | 55 | 56 | 56 | 56 | 52 | 52 |
| | D | 48 | 49 | 49 | 50 | 51 | 51 | 53 | 53 | 54 | 56 | 51 | | |
| | 18 | C | 47 | 49 | 49 | 50 | 50 | 50 | 51 | 51 | 52 | 59 | 51 | 52 |
| D | 45 | 48 | 48 | 53 | 53 | 55 | 57 | 58 | 59 | 62 | 54 | | | |
| 19 | C | 42 | 45 | 46 | 51 | 52 | 53 | 64 | 67 | 67 | 70 | 56 | 54 | |
| D | 44 | 48 | 49 | 50 | 52 | 53 | 53 | 54 | 56 | 62 | 52 | | | |
| 20 | C | 32 | 39 | 40 | 46 | 46 | 48 | 51 | 52 | 56 | 59 | 47 | 45 | |
| D | 32 | 36 | 39 | 40 | 40 | 43 | 47 | 52 | 54 | 55 | 44 | | | |
| 21 | C | 36 | 38 | 38 | 41 | 42 | 43 | 45 | 49 | 51 | 52 | 44 | 46 | |
| D | 34 | 39 | 40 | 41 | 48 | 50 | 52 | 54 | 55 | 64 | 48 | | | |
| 22 | C | 43 | 46 | 48 | 52 | 52 | 54 | 54 | 54 | 56 | 57 | 52 | 54 | |
| D | 46 | 48 | 49 | 51 | 54 | 55 | 62 | 64 | 64 | 66 | 56 | | | |
| 23 | C | 42 | 45 | 48 | 48 | 49 | 54 | 55 | 56 | 67 | 78 | 54 | 57 | |
| D | 51 | 53 | 53 | 54 | 56 | 62 | 63 | 68 | 70 | 77 | 61 | | | |
| H28.7.13 | 0 | C | 33 | 47 | 49 | 57 | 57 | 59 | 60 | 64 | 66 | 69 | 56 | 57 |
| | D | 41 | 51 | 53 | 57 | 57 | 60 | 61 | 62 | 65 | 65 | 57 | | |
| | 1 | C | 38 | 42 | 43 | 44 | 47 | 48 | 53 | 58 | 66 | 68 | 51 | 51 |
| | D | 42 | 44 | 47 | 49 | 49 | 50 | 51 | 53 | 55 | 74 | 51 | | |
| | 2 | C | 31 | 37 | 38 | 39 | 41 | 50 | 52 | 53 | 56 | 65 | 46 | 49 |
| | D | 35 | 42 | 45 | 46 | 49 | 51 | 52 | 60 | 65 | 71 | 52 | | |
| | 3 | C | 35 | 36 | 39 | 39 | 40 | 42 | 48 | 51 | 56 | 58 | 44 | 46 |
| | D | 34 | 35 | 38 | 44 | 45 | 47 | 52 | 53 | 56 | 66 | 47 | | |
| | 4 | C | 38 | 46 | 47 | 49 | 53 | 54 | 55 | 56 | 60 | 62 | 52 | 56 |
| | D | 38 | 41 | 52 | 57 | 61 | 63 | 67 | 68 | 69 | 76 | 59 | | |
| | 5 | C | 47 | 51 | 52 | 54 | 55 | 57 | 57 | 58 | 61 | 61 | 55 | 57 |
| | D | 50 | 51 | 51 | 53 | 53 | 59 | 62 | 62 | 69 | 69 | 58 | | |
| | 6 | C | 28 | 43 | 44 | 45 | 46 | 47 | 61 | 67 | 68 | 68 | 54 | 53 |
| | D | 43 | 48 | 48 | 49 | 54 | 54 | 56 | 56 | 58 | 59 | 53 | | |
| 7 | C | 27 | 29 | 32 | 33 | 34 | 34 | 35 | 36 | 36 | 44 | 34 | 37 | |
| D | 33 | 37 | 37 | 37 | 37 | 38 | 41 | 42 | 45 | 47 | 39 | | | |
| | | 全平均 | | | | | | | | | | | 52 | |



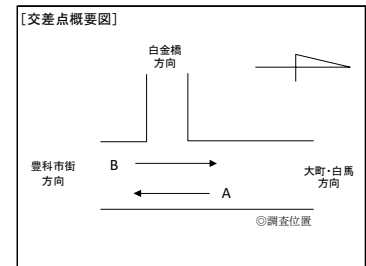
| 調査日 | | 平成28年7月12日(火) ~ 平成28年7月13日(水) | | | | | | | | | | | | |
|----------|------|-------------------------------|----|----|----|----|----|----|----|----|----|------|----|----|
| 調査地点 | | 安曇橋南交差点(E, F) | | | | | | | | | | | | |
| 日付 | 観測時間 | 走行速度 (km/h) | | | | | | | | | | 平均速度 | | |
| | | 観測台数 | | | | | | | | | | 方向別 | 全体 | |
| | | 1 | 2 | 3 | 4 | 5 | 6 | 7 | 8 | 9 | 10 | | | |
| H28.7.12 | 8 | E | 40 | 42 | 42 | 43 | 45 | 46 | 48 | 48 | 50 | 54 | 46 | 45 |
| | | F | 37 | 41 | 42 | 43 | 45 | 46 | 47 | 47 | 48 | 48 | 44 | |
| | 9 | E | 35 | 39 | 40 | 40 | 41 | 44 | 45 | 46 | 46 | 46 | 42 | 41 |
| | | F | 37 | 38 | 40 | 40 | 40 | 41 | 41 | 42 | 42 | 44 | 41 | |
| | 10 | E | 36 | 40 | 41 | 41 | 41 | 43 | 47 | 47 | 49 | 50 | 44 | 42 |
| | | F | 37 | 38 | 38 | 38 | 40 | 40 | 40 | 41 | 41 | 42 | 40 | |
| | 11 | E | 34 | 35 | 36 | 38 | 39 | 43 | 43 | 43 | 44 | 45 | 40 | 41 |
| | | F | 34 | 36 | 37 | 41 | 41 | 42 | 43 | 44 | 46 | 53 | 42 | |
| | 12 | E | 36 | 38 | 41 | 43 | 43 | 44 | 44 | 44 | 45 | 45 | 48 | 42 |
| | | F | 30 | 40 | 40 | 42 | 43 | 44 | 44 | 45 | 45 | 47 | 42 | |
| | 13 | E | 37 | 42 | 42 | 43 | 44 | 48 | 49 | 49 | 51 | 53 | 46 | 44 |
| | | F | 35 | 36 | 38 | 39 | 41 | 43 | 45 | 46 | 49 | 53 | 43 | |
| | 14 | E | 35 | 36 | 37 | 39 | 39 | 41 | 43 | 43 | 44 | 45 | 40 | 40 |
| | | F | 32 | 36 | 36 | 37 | 37 | 38 | 41 | 43 | 44 | 45 | 39 | |
| | 15 | E | 34 | 35 | 36 | 37 | 39 | 41 | 41 | 43 | 45 | 50 | 40 | 39 |
| | | F | 34 | 34 | 37 | 38 | 38 | 38 | 38 | 40 | 41 | 41 | 38 | |
| | 16 | E | 34 | 35 | 37 | 37 | 40 | 40 | 42 | 43 | 43 | 55 | 41 | 38 |
| | | F | 30 | 32 | 34 | 34 | 35 | 37 | 38 | 39 | 39 | 40 | 36 | |
| | 17 | E | 31 | 34 | 38 | 39 | 39 | 39 | 42 | 45 | 46 | 47 | 40 | 38 |
| | | F | 31 | 32 | 34 | 34 | 35 | 35 | 37 | 43 | 43 | 44 | 37 | |
| | 18 | E | 36 | 37 | 38 | 40 | 40 | 41 | 41 | 42 | 43 | 44 | 40 | 42 |
| F | | 34 | 35 | 39 | 39 | 43 | 44 | 47 | 50 | 50 | 51 | 43 | | |
| 19 | E | 32 | 32 | 32 | 35 | 36 | 37 | 38 | 40 | 44 | 45 | 37 | 40 | |
| | F | 34 | 36 | 40 | 41 | 44 | 44 | 44 | 44 | 46 | 47 | 42 | | |
| 20 | E | 33 | 37 | 38 | 38 | 38 | 39 | 42 | 43 | 45 | 47 | 40 | 40 | |
| | F | 31 | 33 | 37 | 38 | 39 | 40 | 43 | 43 | 44 | 46 | 39 | | |
| 21 | E | 24 | 25 | 27 | 30 | 30 | 31 | 32 | 33 | 37 | 43 | 31 | 33 | |
| | F | 30 | 33 | 33 | 34 | 35 | 36 | 36 | 37 | 38 | 38 | 35 | | |
| 22 | E | 24 | 27 | 30 | 31 | 35 | 36 | 39 | 39 | 40 | 42 | 34 | 34 | |
| | F | 30 | 31 | 31 | 33 | 33 | 33 | 36 | 36 | 36 | 42 | 34 | | |
| 23 | E | 27 | 28 | 29 | 30 | 33 | 33 | 34 | 36 | 37 | 41 | 33 | 35 | |
| | F | 29 | 29 | 30 | 32 | 36 | 36 | 38 | 42 | 46 | 50 | 37 | | |
| 0 | E | 28 | 30 | 30 | 32 | 34 | 35 | 35 | 36 | 42 | 46 | 35 | 36 | |
| | F | 27 | 31 | 33 | 34 | 35 | 36 | 42 | 43 | 44 | 53 | 38 | | |
| 1 | E | 33 | 37 | 37 | 39 | 40 | 44 | 50 | | | | 40 | 42 | |
| | F | 39 | 42 | 43 | 44 | 54 | | | | | | 44 | | |
| 2 | E | 39 | 42 | 46 | | | | | | | | 42 | 42 | |
| | F | 35 | 36 | 37 | 43 | 45 | 47 | 51 | | | | 42 | | |
| 3 | E | 29 | 42 | 42 | 45 | 48 | | | | | | 41 | 39 | |
| | F | 25 | 32 | 37 | 38 | 47 | | | | | | 36 | | |
| 4 | E | 33 | 39 | 43 | 47 | | | | | | | 41 | 40 | |
| | F | 32 | 38 | 40 | 44 | 45 | | | | | | 40 | | |
| 5 | E | 28 | 32 | 33 | 34 | 37 | 40 | 41 | 41 | 42 | 49 | 38 | 39 | |
| | F | 30 | 33 | 35 | 37 | 38 | 43 | 44 | 45 | 50 | 51 | 41 | | |
| 6 | E | 33 | 37 | 40 | 40 | 40 | 42 | 42 | 43 | 46 | 51 | 41 | 42 | |
| | F | 33 | 34 | 36 | 39 | 39 | 41 | 43 | 45 | 56 | 68 | 43 | | |
| 7 | E | 23 | 32 | 37 | 40 | 40 | 40 | 43 | 43 | 47 | 49 | 39 | 38 | |
| | F | 31 | 32 | 32 | 33 | 35 | 35 | 37 | 38 | 40 | 43 | 36 | | |
| | | | | | | | | | | | | 全平均 | 40 | |



| 調査日 | | 平成28年7月12日(火) ~ 平成28年7月13日(水) | | | | | | | | | | | | |
|----------|------|-------------------------------|----|----|----|----|----|----|----|----|----|------|----|----|
| 調査地点 | | 安曇橋南交差点(G, H) | | | | | | | | | | | | |
| 日付 | 観測時間 | 走行速度 (km/h) | | | | | | | | | | 平均速度 | | |
| | | 観測台数 | | | | | | | | | | 方向別 | 全体 | |
| | | 1 | 2 | 3 | 4 | 5 | 6 | 7 | 8 | 9 | 10 | | | |
| H28.7.12 | 8 | G | 43 | 50 | 50 | 50 | 50 | 51 | 52 | 53 | 56 | 57 | 51 | 52 |
| | | H | 44 | 48 | 50 | 51 | 52 | 52 | 55 | 57 | 60 | 60 | 53 | |
| | 9 | G | 45 | 46 | 47 | 48 | 49 | 49 | 50 | 52 | 52 | 54 | 49 | 49 |
| | | H | 45 | 46 | 47 | 47 | 48 | 49 | 50 | 51 | 52 | 57 | 49 | |
| | 10 | G | 42 | 42 | 43 | 44 | 47 | 47 | 47 | 47 | 52 | 56 | 47 | 48 |
| | | H | 41 | 44 | 45 | 46 | 50 | 51 | 52 | 53 | 54 | 54 | 49 | |
| | 11 | G | 41 | 44 | 46 | 47 | 47 | 48 | 51 | 51 | 52 | 58 | 49 | 48 |
| | | H | 38 | 42 | 44 | 46 | 46 | 47 | 49 | 52 | 57 | 61 | 48 | |
| | 12 | G | 40 | 40 | 42 | 43 | 43 | 44 | 45 | 45 | 49 | 52 | 46 | 47 |
| | | H | 40 | 40 | 42 | 42 | 43 | 46 | 53 | 55 | 56 | 58 | 48 | |
| | 13 | G | 40 | 40 | 43 | 43 | 48 | 50 | 51 | 53 | 53 | 59 | 48 | 46 |
| | | H | 40 | 41 | 42 | 42 | 43 | 43 | 44 | 45 | 46 | 47 | 43 | |
| | 14 | G | 43 | 44 | 46 | 48 | 50 | 51 | 53 | 53 | 55 | 58 | 50 | 51 |
| | | H | 45 | 47 | 49 | 49 | 50 | 51 | 54 | 55 | 57 | 58 | 52 | |
| | 15 | G | 43 | 46 | 48 | 48 | 49 | 50 | 52 | 52 | 54 | 57 | 50 | 50 |
| | | H | 45 | 47 | 48 | 48 | 48 | 49 | 50 | 55 | 57 | 57 | 50 | |
| | 16 | G | 42 | 42 | 44 | 46 | 46 | 47 | 48 | 50 | 51 | 53 | 47 | 48 |
| | | H | 41 | 45 | 46 | 47 | 47 | 48 | 48 | 50 | 52 | 58 | 48 | |
| | 17 | G | 35 | 42 | 44 | 45 | 45 | 47 | 48 | 48 | 50 | 52 | 46 | 48 |
| | | H | 41 | 43 | 46 | 49 | 51 | 52 | 52 | 53 | 53 | 58 | 50 | |
| | 18 | G | 40 | 42 | 44 | 47 | 47 | 49 | 50 | 52 | 67 | 68 | 51 | 46 |
| H | | 34 | 38 | 39 | 40 | 41 | 41 | 43 | 45 | 45 | 48 | 41 | | |
| 19 | G | 40 | 52 | 54 | 54 | 55 | 56 | 57 | 58 | 60 | 60 | 55 | 49 | |
| | H | 40 | 40 | 41 | 42 | 42 | 45 | 45 | 46 | 47 | 53 | 44 | | |
| 20 | G | 43 | 46 | 46 | 47 | 50 | 51 | 51 | 51 | 53 | 55 | 49 | 52 | |
| | H | 44 | 47 | 51 | 53 | 53 | 53 | 54 | 61 | 61 | 74 | 55 | | |
| 21 | G | 31 | 32 | 38 | 41 | 43 | 45 | 47 | 48 | 52 | 53 | 43 | 45 | |
| | H | 35 | 40 | 41 | 42 | 44 | 44 | 51 | 53 | 55 | 57 | 46 | | |
| 22 | G | 31 | 31 | 32 | 38 | 39 | 48 | 49 | 52 | 54 | 58 | 43 | 42 | |
| | H | 33 | 35 | 35 | 37 | 40 | 40 | 44 | 45 | 48 | 50 | 41 | | |
| 23 | G | 31 | 36 | 41 | 43 | 43 | 44 | 45 | 45 | 46 | 72 | 45 | 46 | |
| | H | 34 | 38 | 38 | 40 | 40 | 41 | 51 | 52 | 58 | 75 | 47 | | |
| 0 | G | 37 | 37 | 43 | 45 | 52 | 54 | 56 | 59 | 61 | 63 | 51 | 49 | |
| | H | 30 | 33 | 47 | 47 | 48 | 49 | 51 | 51 | 51 | 60 | 47 | | |
| 1 | G | 44 | 45 | 47 | 47 | 49 | 49 | 51 | 53 | 56 | 74 | 52 | 53 | |
| | H | 46 | 50 | 50 | 51 | 52 | 52 | 54 | 57 | 65 | 67 | 54 | | |
| 2 | G | 40 | 43 | 44 | 52 | 52 | 53 | 54 | 56 | 65 | 71 | 53 | 52 | |
| | H | 39 | 40 | 40 | 43 | 48 | 50 | 52 | 54 | 66 | 68 | 50 | | |
| 3 | G | 35 | 37 | 37 | 38 | 39 | 40 | 43 | 47 | 50 | 51 | 42 | 41 | |
| | H | 33 | 34 | 36 | 36 | 37 | 40 | 42 | 45 | 53 | 54 | 41 | | |
| 4 | G | 30 | 37 | 40 | 40 | 42 | 43 | 46 | 48 | 49 | 53 | 43 | 43 | |
| | H | 34 | 35 | 35 | 38 | 41 | 47 | 48 | 48 | 51 | 52 | 43 | | |
| 5 | G | 33 | 36 | 37 | 37 | 37 | 48 | 49 | 50 | 52 | 55 | 43 | 43 | |
| | H | 35 | 37 | 37 | 37 | 39 | 42 | 43 | 44 | 45 | 57 | 42 | | |
| 6 | G | 44 | 45 | 46 | 49 | 51 | 53 | 53 | 57 | 62 | 63 | 52 | 49 | |
| | H | 36 | 37 | 38 | 38 | 38 | 42 | 42 | 48 | 64 | 65 | 45 | | |
| 7 | G | 42 | 43 | 44 | 45 | 48 | 48 | 48 | 52 | 55 | 55 | 48 | 46 | |
| | H | 37 | 39 | 41 | 41 | 44 | 45 | 47 | 48 | 50 | 52 | 44 | | |
| | | | | | | | | | | | | 全平均 | 48 | |

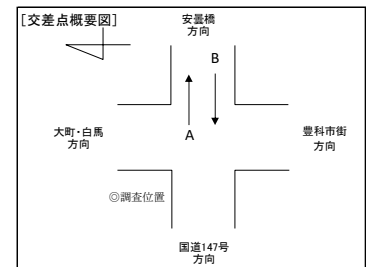


| 調査日 | | 平成28年7月12日(火) ~ 平成28年7月13日(水) | | | | | | | | | | | |
|----------|------|-------------------------------|----|----|----|----|----|----|----|----|----|------|----|
| 調査地点 | | 白金橋東側交差点(A, B) | | | | | | | | | | | |
| 日付 | 観測時間 | 走行速度 (km/h) | | | | | | | | | | 平均速度 | |
| | | 観測台数 | | | | | | | | | | 方向別 | 全体 |
| | | 1 | 2 | 3 | 4 | 5 | 6 | 7 | 8 | 9 | 10 | | |
| H28.7.12 | 8 | A | 42 | 51 | 51 | 52 | 52 | 54 | 54 | 56 | 62 | 53 | 54 |
| | | B | 49 | 49 | 50 | 51 | 53 | 54 | 55 | 58 | 59 | 55 | |
| | 9 | A | 42 | 46 | 46 | 48 | 48 | 48 | 52 | 53 | 53 | 58 | 48 |
| | | B | 38 | 40 | 42 | 44 | 46 | 47 | 49 | 52 | 54 | 59 | |
| | 10 | A | 39 | 40 | 41 | 45 | 45 | 49 | 51 | 55 | 56 | 59 | 48 |
| | | B | 42 | 42 | 43 | 48 | 48 | 49 | 50 | 51 | 53 | 56 | |
| | 11 | A | 39 | 40 | 42 | 44 | 44 | 45 | 47 | 47 | 48 | 48 | 44 |
| | | B | 39 | 41 | 41 | 41 | 42 | 42 | 43 | 44 | 45 | 46 | |
| | 12 | A | 42 | 44 | 46 | 47 | 48 | 49 | 54 | 55 | 56 | 57 | 50 |
| | | B | 41 | 41 | 45 | 47 | 48 | 50 | 51 | 52 | 59 | 70 | |
| | 13 | A | 38 | 38 | 39 | 41 | 43 | 45 | 46 | 47 | 49 | 55 | 44 |
| | | B | 39 | 43 | 45 | 45 | 45 | 46 | 46 | 49 | 51 | 55 | |
| | 14 | A | 41 | 42 | 42 | 43 | 46 | 48 | 49 | 49 | 54 | 58 | 47 |
| | | B | 43 | 43 | 44 | 44 | 45 | 46 | 50 | 50 | 53 | 54 | |
| | 15 | A | 36 | 38 | 38 | 38 | 39 | 40 | 40 | 40 | 41 | 42 | 39 |
| | | B | 35 | 41 | 41 | 42 | 42 | 42 | 51 | 51 | 52 | 52 | |
| | 16 | A | 40 | 41 | 43 | 43 | 44 | 46 | 46 | 49 | 50 | 51 | 45 |
| | | B | 43 | 45 | 45 | 46 | 47 | 48 | 49 | 51 | 52 | 54 | |
| | 17 | A | 45 | 47 | 48 | 48 | 48 | 48 | 48 | 48 | 49 | 55 | 48 |
| | | B | 43 | 44 | 45 | 48 | 49 | 50 | 52 | 58 | 59 | 61 | |
| | 18 | A | 41 | 44 | 45 | 48 | 49 | 50 | 51 | 51 | 53 | 56 | 49 |
| | | B | 41 | 44 | 45 | 45 | 48 | 48 | 50 | 51 | 54 | 58 | |
| | 19 | A | 38 | 40 | 40 | 41 | 43 | 43 | 47 | 52 | 53 | 53 | 45 |
| | | B | 40 | 41 | 42 | 46 | 48 | 49 | 49 | 50 | 54 | 57 | |
| 20 | A | 31 | 40 | 41 | 41 | 46 | 48 | 50 | 51 | 52 | 57 | 46 | |
| | B | 29 | 31 | 34 | 35 | 41 | 41 | 43 | 46 | 50 | 56 | | |
| 21 | A | 43 | 44 | 44 | 45 | 50 | 50 | 52 | 53 | 56 | 61 | 50 | |
| | B | 38 | 49 | 50 | 50 | 52 | 52 | 53 | 55 | 55 | 56 | | |
| 22 | A | 32 | 44 | 46 | 49 | 49 | 52 | 54 | 57 | 58 | 59 | 48 | |
| | B | 40 | 41 | 41 | 42 | 43 | 43 | 45 | 51 | 59 | 60 | | |
| 23 | A | 50 | 50 | 50 | 52 | 53 | 53 | 53 | 55 | 56 | 65 | 54 | |
| | B | 43 | 43 | 48 | 51 | 51 | 51 | 52 | 56 | 59 | 65 | | |
| H28.7.13 | 0 | A | 46 | 46 | 47 | 50 | 54 | 56 | 59 | 60 | 61 | 73 | 55 |
| | | B | 49 | 51 | 53 | 54 | 55 | 55 | 57 | 57 | 58 | 60 | |
| | 1 | A | 46 | 46 | 46 | 47 | 47 | 54 | 57 | 57 | 61 | 61 | 52 |
| | | B | 43 | 45 | 46 | 48 | 50 | 51 | 52 | 59 | 60 | 63 | |
| | 2 | A | 28 | 33 | 40 | 43 | 46 | 53 | 54 | 57 | 60 | 67 | 48 |
| | | B | 57 | 58 | 58 | 60 | 61 | 61 | 63 | 70 | 82 | 82 | |
| | 3 | A | 32 | 36 | 43 | 44 | 45 | 46 | 49 | 49 | 49 | 51 | 44 |
| | | B | 44 | 50 | 51 | 53 | 55 | 58 | 60 | 63 | 64 | 69 | |
| | 4 | A | 38 | 43 | 52 | 52 | 52 | 56 | 57 | 58 | 70 | 74 | 55 |
| | | B | 38 | 41 | 47 | 54 | 55 | 58 | 61 | 62 | 64 | 67 | |
| | 5 | A | 44 | 47 | 49 | 49 | 50 | 50 | 52 | 54 | 60 | 62 | 52 |
| | | B | 53 | 57 | 59 | 59 | 61 | 63 | 63 | 63 | 69 | 79 | |
| | 6 | A | 40 | 43 | 46 | 51 | 51 | 52 | 53 | 53 | 56 | 58 | 50 |
| | | B | 43 | 44 | 44 | 48 | 48 | 55 | 55 | 60 | 65 | 66 | |
| | 7 | A | 31 | 40 | 42 | 43 | 43 | 45 | 48 | 51 | 53 | 55 | 45 |
| | | B | 46 | 48 | 51 | 51 | 51 | 53 | 55 | 55 | 58 | 64 | |
| | | | | | | | | | | | | 全平均 | 50 |

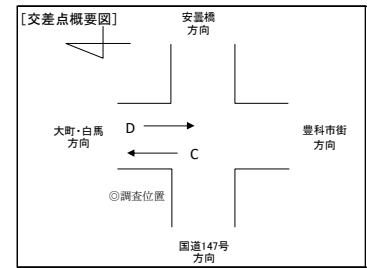


資料6 夏季調査 車速 休日

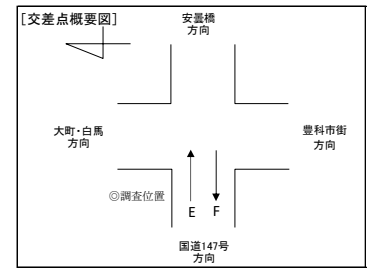
| 調査日 | | 平成28年7月9日(土) ~ 平成28年7月10日(日) | | | | | | | | | | | |
|----------|------|------------------------------|----|----|----|----|----|----|----|----|----|------|----|
| 調査地点 | | 安曇橋南交差点(A, B) | | | | | | | | | | | |
| 日付 | 観測時間 | 走行速度 (km/h) | | | | | | | | | | 平均速度 | |
| | | 観測台数 | | | | | | | | | | 方向別 | 全体 |
| | | 1 | 2 | 3 | 4 | 5 | 6 | 7 | 8 | 9 | 10 | | |
| H28.7.9 | 8 | A | 37 | 38 | 40 | 40 | 48 | 51 | 51 | 55 | 56 | 58 | 47 |
| | | B | 20 | 38 | 38 | 40 | 41 | 41 | 42 | 42 | 48 | 62 | |
| | 9 | A | 33 | 36 | 37 | 37 | 38 | 39 | 40 | 41 | 44 | 49 | 37 |
| | | B | 28 | 28 | 28 | 29 | 32 | 34 | 35 | 35 | 39 | 59 | |
| | 10 | A | 22 | 30 | 32 | 37 | 39 | 40 | 40 | 42 | 43 | 45 | 37 |
| | | B | 30 | 37 | 39 | 39 | 41 | 42 | 46 | 47 | 49 | 50 | |
| | 11 | A | 38 | 39 | 39 | 39 | 39 | 40 | 40 | 40 | 41 | 41 | 40 |
| | | B | 37 | 38 | 39 | 39 | 39 | 41 | 41 | 41 | 48 | 48 | |
| | 12 | A | 33 | 35 | 37 | 38 | 40 | 41 | 43 | 43 | 44 | 45 | 39 |
| | | B | 34 | 35 | 35 | 36 | 37 | 37 | 38 | 40 | 41 | 54 | |
| | 13 | A | 36 | 38 | 42 | 42 | 46 | 47 | 53 | 55 | 56 | 58 | 47 |
| | | B | 30 | 31 | 32 | 32 | 36 | 36 | 37 | 37 | 39 | 44 | |
| | 14 | A | 29 | 30 | 31 | 31 | 33 | 36 | 37 | 39 | 42 | 71 | 38 |
| | | B | 30 | 32 | 32 | 33 | 35 | 35 | 40 | 43 | 43 | 44 | |
| | 15 | A | 37 | 38 | 38 | 38 | 39 | 39 | 40 | 42 | 44 | 50 | 41 |
| | | B | 31 | 33 | 35 | 37 | 38 | 38 | 39 | 40 | 46 | 48 | |
| | 16 | A | 32 | 36 | 38 | 38 | 39 | 39 | 39 | 40 | 41 | 44 | 39 |
| | | B | 33 | 34 | 37 | 37 | 38 | 38 | 38 | 38 | 38 | 42 | |
| | 17 | A | 32 | 35 | 36 | 38 | 39 | 39 | 41 | 41 | 45 | 47 | 39 |
| | | B | 31 | 32 | 37 | 37 | 38 | 39 | 39 | 40 | 41 | 41 | |
| | 18 | A | 30 | 32 | 36 | 37 | 38 | 39 | 40 | 42 | 47 | 49 | 39 |
| | | B | 32 | 36 | 36 | 37 | 38 | 39 | 39 | 39 | 41 | 43 | |
| | 19 | A | 29 | 30 | 30 | 34 | 34 | 38 | 38 | 41 | 41 | 45 | 36 |
| | | B | 30 | 30 | 32 | 32 | 35 | 35 | 35 | 37 | 38 | 46 | |
| 20 | A | 38 | 38 | 38 | 39 | 40 | 41 | 42 | 48 | 49 | 65 | 44 | |
| | B | 36 | 38 | 39 | 39 | 39 | 40 | 40 | 40 | 45 | 77 | | |
| 21 | A | 42 | 45 | 46 | 47 | 48 | 50 | 50 | 56 | 60 | 61 | 52 | |
| | B | 45 | 50 | 51 | 51 | 51 | 52 | 53 | 58 | 60 | 68 | | |
| 22 | A | 42 | 42 | 42 | 42 | 44 | 46 | 46 | 47 | 51 | 52 | 45 | |
| | B | 48 | 52 | 52 | 54 | 60 | 64 | 64 | 65 | 69 | 72 | | |
| 23 | A | 35 | 38 | 43 | 46 | 46 | 47 | 48 | 51 | 55 | 68 | 48 | |
| | B | 40 | 48 | 48 | 51 | 52 | 52 | 53 | 64 | 66 | 76 | | |
| H28.7.10 | 0 | A | 40 | 46 | 47 | 50 | 50 | 52 | 52 | 54 | 55 | 56 | 50 |
| | | B | 48 | 54 | 55 | 57 | 57 | | | | | | |
| | 1 | A | 31 | 36 | 41 | 42 | 43 | 45 | 50 | 52 | 57 | 59 | 46 |
| | | B | 42 | 43 | 57 | 58 | 58 | 60 | 61 | 63 | 64 | 65 | |
| | 2 | A | 34 | 40 | | | | | | | | | 37 |
| | | B | 47 | 48 | 51 | 51 | 52 | 53 | 56 | 67 | | | |
| | 3 | A | 41 | 41 | 42 | 43 | 44 | 46 | 50 | | | | 44 |
| | | B | 48 | 50 | 51 | 53 | 53 | 55 | 61 | 64 | 65 | 70 | |
| | 4 | A | 38 | 43 | 43 | 44 | 44 | 47 | 48 | 51 | 54 | 61 | 47 |
| | | B | 45 | 45 | 50 | 50 | 54 | 56 | 57 | 62 | 65 | 66 | |
| | 5 | A | 42 | 43 | 44 | 44 | 44 | 45 | 45 | 49 | 50 | 51 | 46 |
| | | B | 37 | 41 | 42 | 48 | 48 | 55 | 55 | 56 | 63 | 70 | |
| | 6 | A | 43 | 44 | 45 | 46 | 47 | 48 | 50 | 51 | 58 | 59 | 49 |
| | | B | 38 | 46 | 49 | 51 | 52 | 53 | 63 | 63 | 64 | 73 | |
| | 7 | A | 44 | 44 | 46 | 48 | 48 | 48 | 50 | 51 | 54 | 56 | 49 |
| | | B | 43 | 50 | 50 | 51 | 52 | 54 | 54 | 55 | 56 | 60 | |
| | | | | | | | | | | | | 全平均 | 45 |



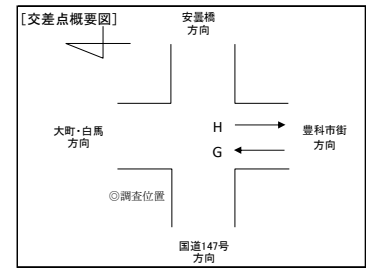
| 調査日 | | 平成28年7月9日(土) ~ 平成28年7月10日(日) | | | | | | | | | | | | |
|----------|------|------------------------------|-----|----|----|----|----|----|----|----|----|------|----|----|
| 調査地点 | | 安曇橋南交差点(C, D) | | | | | | | | | | | | |
| 日付 | 観測時間 | 走行速度 (km/h) | | | | | | | | | | 平均速度 | | |
| | | 観測台数 | | | | | | | | | | 方向別 | 全体 | |
| | | 1 | 2 | 3 | 4 | 5 | 6 | 7 | 8 | 9 | 10 | | | |
| H28.7.9 | 8 | C | 37 | 39 | 43 | 49 | 49 | 51 | 51 | 53 | 57 | 60 | 49 | 51 |
| | | D | 46 | 49 | 50 | 50 | 52 | 53 | 54 | 55 | 57 | 69 | 54 | |
| | 9 | C | 37 | 41 | 45 | 47 | 48 | 50 | 54 | 54 | 57 | 61 | 49 | 46 |
| | | D | 29 | 32 | 35 | 42 | 44 | 46 | 48 | 49 | 51 | 54 | 43 | |
| | 10 | C | 34 | 35 | 37 | 42 | 45 | 45 | 45 | 47 | 50 | 52 | 43 | 46 |
| | | D | 35 | 45 | 46 | 48 | 49 | 49 | 50 | 51 | 55 | 57 | 49 | |
| | 11 | C | 44 | 49 | 51 | 51 | 53 | 53 | 53 | 54 | 54 | 55 | 52 | 53 |
| | | D | 49 | 49 | 50 | 50 | 52 | 53 | 56 | 60 | 60 | 62 | 54 | |
| | 12 | C | 43 | 46 | 48 | 49 | 51 | 53 | 53 | 57 | 57 | 60 | 52 | 51 |
| | | D | 43 | 48 | 48 | 49 | 51 | 52 | 52 | 55 | 56 | 57 | 51 | |
| | 13 | C | 43 | 44 | 45 | 47 | 47 | 48 | 52 | 54 | 58 | 61 | 50 | 51 |
| | | D | 47 | 49 | 50 | 50 | 51 | 51 | 52 | 54 | 55 | 63 | 52 | |
| | 14 | C | 40 | 40 | 42 | 42 | 43 | 44 | 46 | 46 | 47 | 50 | 44 | 47 |
| | | D | 42 | 44 | 47 | 49 | 50 | 52 | 55 | 55 | 56 | 59 | 51 | |
| | 15 | C | 36 | 39 | 43 | 45 | 45 | 47 | 47 | 48 | 48 | 51 | 45 | 46 |
| | | D | 37 | 38 | 42 | 42 | 45 | 47 | 47 | 52 | 54 | 58 | 46 | |
| | 16 | C | 37 | 39 | 40 | 41 | 43 | 43 | 44 | 45 | 45 | 51 | 43 | 43 |
| | | D | 33 | 34 | 35 | 37 | 39 | 39 | 51 | 51 | 55 | 55 | 43 | |
| | 17 | C | 46 | 48 | 51 | 51 | 51 | 52 | 54 | 56 | 59 | 59 | 52 | 52 |
| | | D | 47 | 48 | 50 | 50 | 51 | 52 | 54 | 56 | 57 | 57 | 52 | |
| | 18 | C | 51 | 52 | 54 | 55 | 55 | 55 | 56 | 57 | 60 | 60 | 56 | 55 |
| D | | 46 | 50 | 52 | 53 | 54 | 54 | 57 | 57 | 57 | 61 | 54 | | |
| 19 | C | 43 | 47 | 48 | 50 | 50 | 54 | 54 | 57 | 59 | 59 | 52 | 53 | |
| | D | 44 | 45 | 49 | 53 | 54 | 55 | 58 | 59 | 61 | 62 | 54 | | |
| 20 | C | 35 | 41 | 41 | 42 | 43 | 43 | 46 | 49 | 49 | 51 | 44 | 47 | |
| | D | 36 | 40 | 40 | 45 | 48 | 49 | 53 | 56 | 66 | 69 | 50 | | |
| 21 | C | 40 | 48 | 48 | 50 | 53 | 53 | 56 | 57 | 60 | 61 | 53 | 53 | |
| | D | 42 | 43 | 46 | 49 | 49 | 53 | 59 | 63 | 67 | 71 | 54 | | |
| 22 | C | 38 | 43 | 49 | 50 | 52 | 52 | 54 | 58 | 58 | 63 | 52 | 55 | |
| | D | 41 | 51 | 53 | 57 | 59 | 60 | 61 | 61 | 64 | 67 | 57 | | |
| 23 | C | 37 | 45 | 46 | 47 | 48 | 50 | 51 | 52 | 62 | 66 | 50 | 55 | |
| | D | 47 | 50 | 54 | 56 | 58 | 61 | 62 | 63 | 64 | 71 | 59 | | |
| H28.7.10 | 0 | C | 51 | 55 | 56 | 57 | 61 | 61 | 61 | 63 | 65 | 65 | 60 | 59 |
| | | D | 51 | 51 | 53 | 56 | 58 | 60 | 60 | 61 | 63 | 72 | 59 | |
| | 1 | C | 41 | 45 | 45 | 52 | 57 | 59 | 59 | 60 | 60 | 71 | 55 | 54 |
| | | D | 40 | 40 | 50 | 51 | 54 | 55 | 56 | 57 | 59 | 61 | 52 | |
| | 2 | C | 47 | 50 | 50 | 51 | 52 | 53 | 58 | 60 | 63 | 67 | 55 | 57 |
| | | D | 41 | 50 | 51 | 54 | 61 | 63 | 72 | 79 | | | 59 | |
| | 3 | C | 41 | 44 | 45 | 46 | 48 | 51 | 53 | 64 | 68 | 69 | 53 | 58 |
| | | D | 52 | 60 | 61 | 63 | 64 | 64 | 64 | 65 | 65 | 68 | 63 | |
| | 4 | C | 50 | 52 | 53 | 60 | 61 | 63 | 64 | 65 | 66 | 68 | 60 | 66 |
| | | D | 45 | 51 | 67 | 67 | 71 | 73 | 74 | 75 | 92 | 100 | 72 | |
| | 5 | C | 49 | 51 | 51 | 52 | 53 | 55 | 58 | 65 | 69 | 72 | 58 | 61 |
| | | D | 49 | 56 | 57 | 62 | 62 | 64 | 66 | 70 | 73 | 78 | 64 | |
| | 6 | C | 51 | 51 | 57 | 59 | 60 | 61 | 62 | 66 | 66 | 68 | 60 | 62 |
| | | D | 57 | 61 | 61 | 62 | 63 | 64 | 65 | 65 | 74 | 75 | 65 | |
| | 7 | C | 48 | 50 | 52 | 52 | 55 | 63 | 64 | 65 | 65 | 66 | 58 | 57 |
| | | D | 46 | 48 | 53 | 53 | 54 | 56 | 58 | 59 | 65 | 65 | 55 | |
| | | | 全平均 | | | | | | | | | | 53 | |



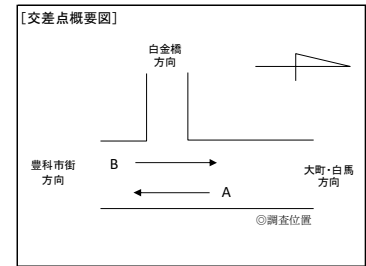
| 調査日 | | 平成28年7月9日(土) ~ 平成28年7月10日(日) | | | | | | | | | | | | |
|----------|------|------------------------------|-----|----|----|----|----|----|----|----|----|------|----|----|
| 調査地点 | | 安曇橋南交差点(E, F) | | | | | | | | | | | | |
| 日付 | 観測時間 | 走行速度 (km/h) | | | | | | | | | | 平均速度 | | |
| | | 観測台数 | | | | | | | | | | 方向別 | 全体 | |
| | | 1 | 2 | 3 | 4 | 5 | 6 | 7 | 8 | 9 | 10 | | | |
| H28.7.9 | 8 | E | 38 | 38 | 39 | 39 | 40 | 40 | 41 | 42 | 42 | 56 | 42 | 42 |
| | | F | 37 | 39 | 42 | 42 | 43 | 43 | 44 | 46 | 46 | 48 | 43 | |
| | 9 | E | 32 | 34 | 36 | 36 | 39 | 40 | 42 | 43 | 44 | 47 | 39 | 39 |
| | | F | 35 | 36 | 38 | 39 | 39 | 39 | 39 | 40 | 41 | 47 | 39 | |
| | 10 | E | 32 | 34 | 34 | 35 | 36 | 37 | 38 | 39 | 43 | 43 | 37 | 38 |
| | | F | 31 | 35 | 35 | 36 | 37 | 38 | 42 | 43 | 44 | 46 | 39 | |
| | 11 | E | 30 | 32 | 33 | 35 | 36 | 36 | 40 | 42 | 43 | 43 | 37 | 39 |
| | | F | 33 | 39 | 40 | 40 | 41 | 41 | 41 | 43 | 44 | 45 | 41 | |
| | 12 | E | 29 | 30 | 31 | 31 | 31 | 32 | 32 | 37 | 38 | 41 | 33 | 34 |
| | | F | 31 | 31 | 33 | 34 | 36 | 37 | 37 | 37 | 37 | 40 | 35 | |
| | 13 | E | 30 | 30 | 32 | 32 | 35 | 36 | 39 | 39 | 41 | 46 | 36 | 36 |
| | | F | 31 | 32 | 33 | 33 | 34 | 36 | 37 | 38 | 43 | 43 | 36 | |
| | 14 | E | 37 | 39 | 40 | 40 | 41 | 41 | 42 | 42 | 44 | 44 | 41 | 40 |
| | | F | 32 | 35 | 36 | 38 | 39 | 40 | 42 | 45 | 45 | 46 | 40 | |
| | 15 | E | 36 | 36 | 39 | 40 | 41 | 42 | 42 | 44 | 44 | 53 | 42 | 40 |
| | | F | 35 | 35 | 36 | 37 | 37 | 39 | 39 | 41 | 41 | 43 | 38 | |
| | 16 | E | 30 | 32 | 34 | 35 | 36 | 36 | 36 | 38 | 42 | 48 | 37 | 37 |
| | | F | 33 | 35 | 36 | 36 | 37 | 37 | 38 | 41 | 43 | 45 | 38 | |
| | 17 | E | 33 | 34 | 35 | 36 | 37 | 38 | 38 | 40 | 42 | 44 | 38 | 40 |
| | | F | 34 | 38 | 40 | 41 | 41 | 42 | 43 | 43 | 45 | 47 | 41 | |
| | 18 | E | 30 | 32 | 32 | 34 | 36 | 37 | 38 | 43 | 46 | 46 | 37 | 38 |
| F | | 30 | 33 | 34 | 37 | 37 | 39 | 39 | 39 | 41 | 51 | 38 | | |
| 19 | E | 28 | 31 | 32 | 34 | 38 | 42 | 43 | 44 | 46 | 47 | 39 | 40 | |
| | F | 36 | 39 | 39 | 40 | 41 | 41 | 42 | 44 | 45 | 49 | 42 | | |
| 20 | E | 37 | 38 | 39 | 39 | 41 | 43 | 44 | 48 | 54 | 58 | 44 | 43 | |
| | F | 32 | 32 | 33 | 38 | 40 | 43 | 46 | 50 | 51 | 51 | 42 | | |
| 21 | E | 32 | 37 | 39 | 39 | 40 | 43 | 44 | 48 | 51 | 54 | 43 | 40 | |
| | F | 32 | 33 | 34 | 35 | 38 | 39 | 40 | 40 | 41 | 43 | 38 | | |
| 22 | E | 30 | 30 | 32 | 35 | 40 | 41 | 42 | 45 | 46 | 50 | 39 | 38 | |
| | F | 30 | 30 | 34 | 35 | 35 | 35 | 36 | 36 | 43 | 46 | 36 | | |
| 23 | E | 31 | 32 | 35 | 39 | 40 | 40 | 43 | 45 | 45 | 50 | 40 | 39 | |
| | F | 30 | 34 | 34 | 37 | 40 | 40 | 41 | 41 | 42 | 43 | 38 | | |
| H28.7.10 | 0 | E | 32 | 35 | 40 | 41 | 45 | 48 | 48 | 54 | | | 43 | 40 |
| | | F | 30 | 32 | 35 | 35 | 36 | 37 | 37 | 42 | 43 | 45 | 37 | |
| | 1 | E | 30 | 32 | 35 | 38 | 41 | | | | | | 35 | 40 |
| | | F | 31 | 37 | 37 | 41 | 41 | 41 | 41 | 44 | 47 | 58 | 42 | |
| | 2 | E | 41 | 58 | | | | | | | | | 50 | 48 |
| | | F | 40 | 45 | 58 | | | | | | | | 48 | |
| | 3 | E | 31 | 32 | 37 | 40 | 42 | 45 | 47 | | | | 39 | 38 |
| | | F | 32 | 34 | 34 | 34 | 36 | 40 | 49 | 38 | | | 37 | |
| | 4 | E | 28 | 37 | 51 | | | | | | | | 39 | 41 |
| | | F | 34 | 35 | 39 | 40 | 42 | 42 | 44 | 46 | 46 | 47 | 42 | |
| | 5 | E | 29 | 30 | 30 | 30 | 32 | 34 | 36 | 44 | 45 | 47 | 36 | 39 |
| | | F | 31 | 34 | 41 | 41 | 42 | 44 | 44 | 44 | 49 | 50 | 42 | |
| | 6 | E | 31 | 32 | 34 | 35 | 36 | 40 | 43 | 44 | 45 | 46 | 39 | 39 |
| | | F | 33 | 37 | 37 | 37 | 40 | 42 | 42 | 42 | 43 | 47 | 40 | |
| | 7 | E | 31 | 34 | 36 | 37 | 38 | 39 | 40 | 41 | 47 | 48 | 39 | 39 |
| | | F | 33 | 33 | 34 | 37 | 40 | 41 | 42 | 43 | 44 | 46 | 39 | |
| | | | 全平均 | | | | | | | | | | 39 | |



| 調査日 | | 平成28年7月9日(土) ~ 平成28年7月10日(日) | | | | | | | | | | | |
|---------|------|------------------------------|----|----|----|----|----|----|----|----|----|------|----|
| 調査地点 | | 安曇橋南交差点(G, H) | | | | | | | | | | | |
| 日付 | 観測時間 | 走行速度 (km/h) | | | | | | | | | | 平均速度 | |
| | | 観測台数 | | | | | | | | | | 方向別 | 全体 |
| | | 1 | 2 | 3 | 4 | 5 | 6 | 7 | 8 | 9 | 10 | | |
| H28.7.9 | 8 | G | 48 | 48 | 49 | 50 | 50 | 50 | 53 | 54 | 55 | 63 | 51 |
| | | H | 47 | 47 | 47 | 48 | 48 | 50 | 50 | 50 | 52 | 56 | |
| | 9 | G | 46 | 49 | 49 | 49 | 51 | 52 | 53 | 55 | 55 | 59 | 52 |
| | | H | 48 | 49 | 50 | 50 | 50 | 51 | 52 | 53 | 60 | 65 | |
| | 10 | G | 35 | 43 | 45 | 45 | 45 | 46 | 47 | 48 | 49 | 57 | 45 |
| | | H | 37 | 40 | 41 | 43 | 43 | 44 | 45 | 46 | 48 | 51 | |
| | 11 | G | 39 | 41 | 41 | 43 | 45 | 46 | 47 | 48 | 48 | 52 | 45 |
| | | H | 41 | 42 | 43 | 43 | 47 | 47 | 49 | 49 | 52 | 53 | |
| | 12 | G | 39 | 39 | 42 | 45 | 46 | 47 | 48 | 48 | 53 | 53 | 46 |
| | | H | 30 | 31 | 32 | 34 | 36 | 37 | 42 | 45 | 50 | 60 | |
| | 13 | G | 37 | 40 | 40 | 40 | 45 | 48 | 51 | 52 | 57 | 62 | 46 |
| | | H | 33 | 33 | 39 | 44 | 46 | 47 | 48 | 49 | 49 | 51 | |
| | 14 | G | 43 | 46 | 47 | 48 | 48 | 50 | 51 | 51 | 57 | 66 | 51 |
| | | H | 50 | 52 | 52 | 53 | 54 | 55 | 57 | 57 | 61 | 64 | |
| | 15 | G | 41 | 42 | 45 | 45 | 45 | 46 | 46 | 47 | 47 | 48 | 46 |
| | | H | 41 | 44 | 47 | 50 | 50 | 54 | 54 | 55 | 60 | 62 | |
| | 16 | G | 38 | 40 | 40 | 42 | 44 | 45 | 50 | 51 | 52 | 54 | 46 |
| | | H | 42 | 43 | 43 | 45 | 47 | 47 | 47 | 47 | 48 | 48 | |
| | 17 | G | 41 | 43 | 44 | 45 | 45 | 46 | 47 | 47 | 52 | 52 | 46 |
| | | H | 41 | 43 | 44 | 45 | 49 | 50 | 50 | 51 | 52 | 56 | |
| | 18 | G | 37 | 38 | 38 | 40 | 45 | 48 | 52 | 53 | 55 | 58 | 46 |
| H | | 35 | 36 | 38 | 38 | 42 | 45 | 45 | 46 | 46 | 47 | 42 | |
| 19 | G | 36 | 42 | 43 | 47 | 48 | 52 | 54 | 56 | 57 | 58 | 49 | |
| | H | 39 | 41 | 42 | 42 | 45 | 46 | 52 | 52 | 54 | 62 | | 48 |
| 20 | G | 37 | 43 | 43 | 43 | 47 | 49 | 50 | 50 | 52 | 53 | 47 | |
| | H | 35 | 41 | 42 | 43 | 45 | 47 | 48 | 51 | 52 | 56 | | 46 |
| 21 | G | 41 | 45 | 48 | 51 | 52 | 56 | 56 | 57 | 58 | 62 | 53 | |
| | H | 36 | 37 | 40 | 41 | 44 | 47 | 47 | 49 | 51 | 61 | | 45 |
| 22 | G | 34 | 37 | 39 | 40 | 41 | 42 | 46 | 47 | 51 | 56 | 43 | |
| | H | 36 | 39 | 41 | 41 | 44 | 46 | 48 | 50 | 51 | 62 | | 46 |
| 23 | G | 41 | 44 | 47 | 50 | 50 | 54 | 54 | 55 | 60 | 62 | 52 | |
| | H | 34 | 37 | 39 | 41 | 41 | 43 | 46 | 50 | 51 | 67 | | 45 |
| 0 | G | 40 | 43 | 47 | 52 | 52 | 53 | 54 | 58 | 66 | 66 | 53 | |
| | H | 37 | 37 | 40 | 41 | 47 | 50 | 51 | 52 | 61 | 68 | | 48 |
| 1 | G | 42 | 45 | 49 | 50 | 54 | 54 | 54 | 55 | 60 | 62 | 53 | |
| | H | 39 | 40 | 44 | 45 | 50 | 50 | 57 | 60 | 62 | 71 | | 52 |
| 2 | G | 51 | 52 | 53 | 56 | 58 | 59 | 61 | 62 | 63 | 63 | 58 | |
| | H | 38 | 42 | 45 | 45 | 46 | 49 | 52 | 57 | 57 | 67 | | 50 |
| 3 | G | 44 | 45 | 45 | 47 | 48 | 56 | 57 | 58 | 63 | 64 | 53 | |
| | H | 44 | 44 | 45 | 48 | 53 | 56 | 58 | 59 | 61 | 61 | | 53 |
| 4 | G | 42 | 51 | 51 | 54 | 58 | 60 | 62 | 64 | 64 | 64 | 57 | |
| | H | 40 | 45 | 50 | 51 | 52 | 56 | 64 | 64 | 67 | 96 | | 59 |
| 5 | G | 45 | 51 | 51 | 52 | 54 | 56 | 58 | 58 | 60 | 64 | 54 | |
| | H | 40 | 42 | 51 | 52 | 56 | 58 | 59 | 60 | 61 | 65 | | 54 |
| 6 | G | 46 | 49 | 52 | 53 | 55 | 56 | 58 | 64 | 65 | 68 | 57 | |
| | H | 45 | 46 | 46 | 49 | 54 | 57 | 58 | 62 | 64 | 65 | | 55 |
| 7 | G | 49 | 50 | 51 | 53 | 55 | 58 | 63 | 63 | 64 | 68 | 57 | |
| | H | 47 | 49 | 50 | 50 | 50 | 53 | 54 | 55 | 56 | 60 | | 52 |
| | | 全平均 | | | | | | | | | | | 49 |

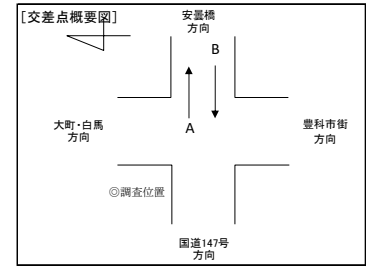


| 調査日 | | 平成28年7月9日(土) ~ 平成28年7月10日(日) | | | | | | | | | | | |
|---------|------|------------------------------|----|----|----|----|----|----|----|----|----|------|----|
| 調査地点 | | 白金橋東側交差点(A, B) | | | | | | | | | | | |
| 日付 | 観測時間 | 走行速度 (km/h) | | | | | | | | | | 平均速度 | |
| | | 観測台数 | | | | | | | | | | 方向別 | 全体 |
| | | 1 | 2 | 3 | 4 | 5 | 6 | 7 | 8 | 9 | 10 | | |
| H28.7.9 | 8 | A | 42 | 43 | 44 | 45 | 45 | 49 | 50 | 51 | 52 | 60 | 48 |
| | | B | 49 | 49 | 50 | 51 | 53 | 54 | 55 | 58 | 59 | 69 | |
| | 9 | A | 36 | 38 | 40 | 42 | 43 | 43 | 44 | 45 | 45 | 47 | 42 |
| | | B | 38 | 40 | 42 | 44 | 46 | 47 | 49 | 52 | 54 | 59 | |
| | 10 | A | 41 | 44 | 47 | 48 | 48 | 49 | 52 | 53 | 55 | 56 | 49 |
| | | B | 42 | 42 | 43 | 48 | 48 | 49 | 50 | 51 | 53 | 56 | |
| | 11 | A | 39 | 41 | 43 | 43 | 44 | 45 | 47 | 47 | 49 | 50 | 45 |
| | | B | 39 | 41 | 41 | 41 | 42 | 42 | 43 | 44 | 45 | 46 | |
| | 12 | A | 42 | 45 | 45 | 47 | 48 | 52 | 52 | 53 | 54 | 64 | 50 |
| | | B | 41 | 41 | 45 | 47 | 48 | 50 | 51 | 52 | 59 | 70 | |
| | 13 | A | 40 | 42 | 43 | 43 | 44 | 45 | 49 | 51 | 54 | 54 | 47 |
| | | B | 39 | 43 | 45 | 45 | 45 | 46 | 46 | 49 | 51 | 55 | |
| | 14 | A | 42 | 43 | 44 | 44 | 44 | 45 | 46 | 49 | 50 | 53 | 46 |
| | | B | 43 | 43 | 44 | 44 | 44 | 45 | 46 | 50 | 50 | 53 | |
| | 15 | A | 35 | 37 | 41 | 41 | 43 | 44 | 44 | 48 | 49 | 52 | 43 |
| | | B | 35 | 41 | 41 | 42 | 42 | 42 | 51 | 51 | 52 | 52 | |
| | 16 | A | 40 | 40 | 41 | 41 | 43 | 44 | 45 | 46 | 46 | 59 | 45 |
| | | B | 43 | 45 | 45 | 46 | 47 | 48 | 49 | 51 | 52 | 54 | |
| | 17 | A | 34 | 35 | 36 | 42 | 43 | 45 | 45 | 48 | 53 | 54 | 44 |
| | | B | 43 | 44 | 45 | 48 | 49 | 50 | 52 | 58 | 59 | 61 | |
| | 18 | A | 41 | 43 | 46 | 47 | 48 | 50 | 50 | 52 | 53 | 55 | 49 |
| B | | 41 | 44 | 45 | 45 | 48 | 48 | 50 | 51 | 54 | 58 | 48 | |
| 19 | A | 39 | 41 | 43 | 43 | 46 | 46 | 46 | 47 | 48 | 49 | 45 | |
| | B | 40 | 41 | 42 | 46 | 48 | 49 | 49 | 50 | 54 | 57 | | 48 |
| 20 | A | 38 | 40 | 41 | 43 | 44 | 47 | 51 | 52 | 54 | 65 | 48 | |
| | B | 29 | 31 | 34 | 35 | 41 | 41 | 43 | 46 | 46 | 51 | | 46 |
| 21 | A | 39 | 43 | 43 | 44 | 46 | 46 | 48 | 48 | 48 | 51 | 46 | |
| | B | 38 | 49 | 50 | 50 | 52 | 52 | 53 | 55 | 55 | 56 | | 51 |
| 22 | A | 41 | 42 | 45 | 50 | 51 | 51 | 52 | 53 | 54 | 55 | 49 | |
| | B | 40 | 41 | 41 | 42 | 43 | 43 | 45 | 51 | 59 | 60 | | 47 |
| 23 | A | 32 | 35 | 36 | 39 | 40 | 41 | 43 | 43 | 46 | 49 | 40 | |
| | B | 43 | 43 | 48 | 51 | 51 | 51 | 52 | 56 | 59 | 65 | | 52 |
| 0 | A | 47 | 48 | 48 | 48 | 48 | 53 | 54 | 56 | 56 | 60 | 52 | |
| | B | 49 | 51 | 53 | 54 | 55 | 55 | 57 | 57 | 58 | 60 | | 55 |
| 1 | A | 43 | 56 | 56 | 57 | 58 | 59 | 61 | 63 | 66 | 69 | 59 | |
| | B | 43 | 45 | 46 | 48 | 50 | 51 | 52 | 59 | 60 | 63 | | 52 |
| 2 | A | 45 | 49 | 50 | 53 | 55 | 56 | 58 | 68 | 72 | 83 | 59 | |
| | B | 57 | 58 | 58 | 60 | 61 | 61 | 63 | 70 | 82 | 82 | | 65 |
| 3 | A | 46 | 49 | 51 | 56 | 59 | 59 | 61 | 62 | 64 | 71 | 58 | |
| | B | 44 | 50 | 51 | 53 | 55 | 58 | 60 | 63 | 64 | 69 | | 57 |
| 4 | A | 50 | 52 | 52 | 55 | 60 | 62 | 69 | 81 | 87 | 87 | 66 | |
| | B | 38 | 41 | 47 | 54 | 55 | 58 | 61 | 62 | 64 | 67 | | 55 |
| 5 | A | 42 | 49 | 49 | 55 | 56 | 58 | 59 | 60 | 60 | 69 | 56 | |
| | B | 53 | 57 | 59 | 59 | 61 | 63 | 63 | 63 | 69 | 79 | | 63 |
| 6 | A | 43 | 44 | 46 | 46 | 50 | 50 | 50 | 53 | 54 | 65 | 50 | |
| | B | 43 | 44 | 44 | 48 | 48 | 55 | 55 | 60 | 65 | 66 | | 53 |
| 7 | A | 46 | 49 | 49 | 51 | 55 | 56 | 57 | 58 | 58 | 60 | 54 | |
| | B | 46 | 48 | 51 | 51 | 51 | 53 | 55 | 55 | 58 | 64 | | 53 |
| | | 全平均 | | | | | | | | | | | 50 |

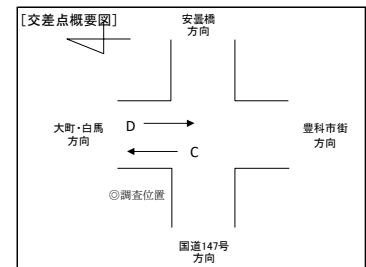


資料7 冬季調査 車速 平日

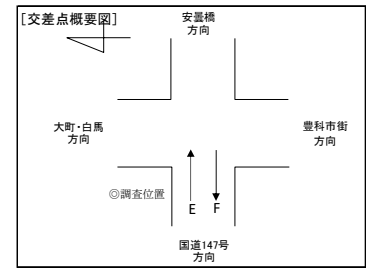
| 調査日 | | 平成29年2月23日(木) ~ 平成29年2月24日(金) | | | | | | | | | | | | |
|----------|------|-------------------------------|----|----|----|----|----|----|----|----|----|------|----|----|
| 調査地点 | | 安曇橋南交差点(A, B) | | | | | | | | | | | | |
| 日付 | 観測時間 | 走行速度 (km/h) | | | | | | | | | | 平均速度 | | |
| | | 観測台数 | | | | | | | | | | 方向別 | 全体 | |
| | | 1 | 2 | 3 | 4 | 5 | 6 | 7 | 8 | 9 | 10 | | | |
| H29.2.23 | 11 | A | 25 | 26 | 27 | 28 | 29 | 37 | 37 | 38 | 39 | 49 | 34 | 34 |
| | B | 26 | 29 | 30 | 30 | 35 | 37 | 37 | 39 | 42 | 46 | 35 | | |
| | 12 | A | 31 | 33 | 39 | 39 | 40 | 42 | 42 | 43 | 44 | 49 | 40 | 43 |
| | B | 38 | 39 | 39 | 43 | 43 | 44 | 48 | 50 | 54 | 57 | 46 | | |
| | 13 | A | 37 | 37 | 39 | 39 | 46 | 47 | 50 | 50 | 51 | 54 | 45 | 42 |
| | B | 32 | 37 | 37 | 40 | 40 | 40 | 40 | 40 | 43 | 45 | 39 | | |
| | 14 | A | 37 | 38 | 41 | 41 | 43 | 44 | 45 | 46 | 52 | 54 | 44 | 46 |
| | B | 37 | 38 | 41 | 42 | 45 | 52 | 52 | 56 | 59 | 61 | 48 | | |
| | 15 | A | 31 | 34 | 38 | 38 | 44 | 44 | 45 | 47 | 52 | 59 | 43 | 47 |
| | B | 43 | 44 | 47 | 48 | 49 | 49 | 51 | 51 | 56 | 56 | 49 | | |
| | 16 | A | 38 | 38 | 39 | 40 | 43 | 44 | 46 | 47 | 50 | 55 | 44 | 43 |
| | B | 35 | 42 | 44 | 47 | 50 | 51 | 52 | 55 | 57 | 59 | 49 | | |
| | 17 | A | 35 | 35 | 38 | 38 | 39 | 44 | 44 | 45 | 49 | 51 | 42 | 40 |
| | B | 34 | 35 | 38 | 41 | 42 | 42 | 48 | 51 | 52 | 53 | 44 | | |
| | 18 | A | 33 | 34 | 36 | 39 | 40 | 40 | 42 | 42 | 48 | 51 | 41 | 43 |
| | B | 31 | 31 | 31 | 36 | 39 | 40 | 45 | 46 | 47 | 48 | 39 | | |
| | 19 | A | 31 | 33 | 34 | 35 | 36 | 40 | 40 | 43 | 44 | 46 | 38 | 44 |
| | B | 30 | 37 | 43 | 44 | 47 | 48 | 51 | 54 | 55 | 61 | 47 | | |
| | 20 | A | 32 | 34 | 38 | 43 | 45 | 46 | 47 | 47 | 52 | 57 | 44 | 40 |
| | B | 32 | 34 | 37 | 39 | 44 | 45 | 46 | 51 | 53 | 56 | 44 | | |
| | 21 | A | 31 | 35 | 36 | 36 | 39 | 41 | 42 | 46 | 46 | 49 | 40 | 43 |
| | B | 26 | 36 | 37 | 39 | 40 | 41 | 42 | 45 | 49 | 52 | 41 | | |
| | 22 | A | 34 | 36 | 36 | 37 | 38 | 40 | 44 | 45 | 45 | 45 | 40 | 44 |
| B | 34 | 38 | 43 | 45 | 46 | 46 | 49 | 51 | 51 | 54 | 46 | | | |
| 23 | A | 36 | 38 | 40 | 41 | 41 | 42 | 44 | 46 | 58 | | 43 | 41 | |
| B | 31 | 37 | 39 | 42 | 43 | 48 | 50 | 51 | 51 | 52 | 44 | | | |
| 0 | A | 36 | 38 | 41 | | | | | | | | 38 | 40 | |
| B | 44 | 45 | 45 | 48 | 53 | | | | | | | 47 | | |
| 1 | A | 30 | 36 | 37 | 43 | 43 | 51 | | | | | 40 | 41 | |
| B | 32 | 33 | 36 | 43 | 45 | 45 | | | | | | 39 | | |
| 2 | A | 31 | 34 | 35 | 41 | 45 | 45 | 54 | | | | 41 | 36 | |
| B | | | | | | | | | | | | 38 | | |
| 3 | A | 27 | 31 | 34 | 36 | 42 | 48 | | | | | 36 | 45 | |
| B | 29 | 34 | 36 | 40 | 43 | 47 | | | | | | 38 | | |
| 4 | A | 31 | 43 | 46 | 51 | | | | | | | 43 | 40 | |
| B | 40 | 42 | 44 | 45 | 50 | 55 | | | | | | 46 | | |
| 5 | A | 32 | 34 | 35 | 35 | 36 | 36 | 41 | 42 | 55 | | 38 | 42 | |
| B | 35 | 37 | 38 | 40 | 41 | 42 | 44 | 48 | 52 | | | 42 | | |
| 6 | A | 36 | 37 | 38 | 40 | 40 | 41 | 43 | 44 | 46 | 50 | 42 | 44 | |
| B | 34 | 35 | 38 | 40 | 41 | 42 | 42 | 48 | 49 | 51 | 42 | | | |
| 7 | A | 33 | 36 | 41 | 43 | 44 | 44 | 45 | 46 | 48 | 63 | 44 | 33 | |
| B | 30 | 34 | 38 | 41 | 42 | 45 | 45 | 48 | 50 | 52 | 43 | | | |
| 8 | A | 26 | 30 | 32 | 33 | 33 | 34 | 37 | 38 | 45 | 52 | 36 | 31 | |
| B | 23 | 25 | 26 | 27 | 28 | 29 | 31 | 34 | 34 | 43 | 30 | | | |
| 9 | A | 27 | 30 | 30 | 30 | 31 | 34 | 35 | 42 | 54 | 35 | 35 | 45 | |
| B | 23 | 24 | 24 | 25 | 26 | 28 | 29 | 31 | 32 | 35 | 28 | | | |
| 10 | A | 39 | 40 | 41 | 42 | 44 | 44 | 47 | 48 | 50 | 52 | 45 | 41 | |
| B | 29 | 36 | 36 | 38 | 46 | 47 | 53 | 53 | 55 | 61 | 45 | | | |
| | | | | | | | | | | | | 全平均 | 41 | |



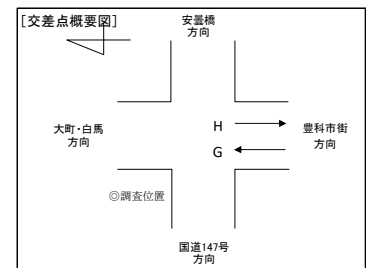
| 調査日 | | 平成29年2月23日(木) ~ 平成29年2月24日(金) | | | | | | | | | | | | |
|----------|------|-------------------------------|----|----|----|----|----|----|----|----|----|------|----|----|
| 調査地点 | | 安曇橋南交差点(C, D) | | | | | | | | | | | | |
| 日付 | 観測時間 | 走行速度 (km/h) | | | | | | | | | | 平均速度 | | |
| | | 観測台数 | | | | | | | | | | 方向別 | 全体 | |
| | | 1 | 2 | 3 | 4 | 5 | 6 | 7 | 8 | 9 | 10 | | | |
| H29.2.23 | 11 | C | 28 | 30 | 31 | 35 | 37 | 37 | 39 | 39 | 40 | 41 | 36 | 40 |
| | D | 34 | 35 | 37 | 37 | 40 | 41 | 44 | 54 | 55 | 57 | 43 | | |
| | 12 | C | 46 | 48 | 49 | 49 | 50 | 51 | 51 | 52 | 52 | 60 | 51 | 51 |
| | D | 39 | 42 | 47 | 48 | 52 | 53 | 56 | 56 | 57 | 58 | 51 | | |
| | 13 | C | 46 | 46 | 47 | 47 | 48 | 49 | 51 | 51 | 55 | 55 | 50 | 51 |
| | D | 41 | 47 | 48 | 49 | 50 | 51 | 56 | 57 | 60 | 75 | 53 | | |
| | 14 | C | 36 | 38 | 38 | 39 | 41 | 43 | 46 | 47 | 56 | 59 | 44 | 43 |
| | D | 35 | 36 | 39 | 39 | 41 | 42 | 46 | 47 | 48 | 50 | 42 | | |
| | 15 | C | 44 | 45 | 46 | 46 | 48 | 49 | 51 | 51 | 53 | 54 | 49 | 47 |
| | D | 38 | 41 | 43 | 44 | 45 | 47 | 48 | 48 | 50 | 51 | 46 | | |
| | 16 | C | 38 | 40 | 42 | 45 | 46 | 47 | 50 | 51 | 54 | 55 | 47 | 47 |
| | D | 38 | 40 | 41 | 43 | 44 | 45 | 45 | 56 | 56 | 57 | 59 | 48 | |
| | 17 | C | 39 | 43 | 43 | 43 | 44 | 45 | 51 | 52 | 54 | 59 | 47 | 47 |
| | D | 42 | 43 | 44 | 45 | 47 | 48 | 49 | 49 | 50 | 52 | 47 | | |
| | 18 | C | 40 | 44 | 45 | 45 | 47 | 48 | 49 | 49 | 51 | 51 | 47 | 46 |
| | D | 40 | 40 | 40 | 43 | 43 | 45 | 48 | 49 | 52 | 54 | 45 | | |
| | 19 | C | 36 | 38 | 39 | 40 | 40 | 44 | 45 | 50 | 50 | 55 | 44 | 47 |
| | D | 39 | 41 | 43 | 45 | 48 | 51 | 52 | 56 | 57 | 63 | 50 | | |
| | 20 | C | 35 | 41 | 42 | 44 | 45 | 46 | 47 | 47 | 52 | 52 | 45 | 46 |
| | D | 40 | 41 | 42 | 45 | 46 | 47 | 48 | 50 | 53 | 55 | 47 | | |
| | 21 | C | 25 | 39 | 44 | 46 | 46 | 48 | 49 | 49 | 49 | 64 | 46 | 44 |
| | D | 25 | 37 | 42 | 43 | 45 | 45 | 45 | 46 | 47 | 51 | 43 | | |
| | 22 | C | 37 | 38 | 41 | 42 | 42 | 45 | 45 | 46 | 47 | 51 | 43 | 48 |
| D | 37 | 37 | 49 | 50 | 52 | 52 | 54 | 56 | 60 | 69 | 52 | | | |
| 23 | C | 47 | 49 | 50 | 51 | 52 | 53 | 54 | 56 | 56 | 57 | 53 | 53 | |
| D | 46 | 48 | 49 | 51 | 53 | 54 | 56 | 57 | 58 | 64 | 54 | | | |
| 0 | C | 51 | 52 | 53 | 55 | 56 | 60 | 60 | 62 | 64 | 68 | 58 | 57 | |
| D | 49 | 51 | 51 | 54 | 55 | 58 | 59 | 59 | 62 | 66 | 56 | | | |
| 1 | C | 41 | 41 | 43 | 54 | 54 | 56 | 58 | 59 | 62 | 65 | 53 | 53 | |
| D | 42 | 42 | 44 | 47 | 49 | 51 | 57 | 58 | 63 | 64 | 52 | | | |
| 2 | C | 42 | 42 | 45 | 49 | 50 | 54 | 61 | 61 | 62 | 67 | 53 | 54 | |
| D | 30 | 34 | 55 | 57 | 57 | 58 | 58 | 58 | 66 | 67 | 54 | | | |
| 3 | C | 33 | 34 | 36 | 43 | 44 | 46 | 47 | 50 | 59 | 60 | 45 | 47 | |
| D | 34 | 40 | 42 | 47 | 48 | 48 | 49 | 50 | 51 | 71 | 48 | | | |
| 4 | C | 34 | 34 | 41 | 42 | 46 | 51 | 53 | 54 | 56 | 56 | 47 | 48 | |
| D | 37 | 44 | 45 | 48 | 49 | 51 | 51 | 53 | 58 | 61 | 50 | | | |
| 5 | C | 40 | 41 | 47 | 51 | 52 | 52 | 53 | 53 | 54 | 58 | 50 | 51 | |
| D | 46 | 48 | 48 | 50 | 50 | 52 | 54 | 54 | 54 | 59 | 52 | | | |
| 6 | C | 40 | 42 | 49 | 49 | 50 | 52 | 57 | 66 | 68 | 80 | 55 | 59 | |
| D | 54 | 55 | 58 | 60 | 63 | 65 | 65 | 66 | 68 | 68 | 62 | | | |
| 7 | C | 38 | 41 | 43 | 44 | 46 | 46 | 47 | 50 | 52 | 45 | 44 | 44 | |
| D | 37 | 38 | 38 | 38 | 40 | 41 | 42 | 45 | 49 | 60 | 43 | | | |
| 8 | C | 33 | 42 | 42 | 43 | 44 | 44 | 44 | 47 | 51 | 55 | 45 | 44 | |
| D | 31 | 39 | 39 | 41 | 45 | 47 | 48 | 48 | 50 | 51 | 44 | | | |
| 9 | C | 31 | 38 | 39 | 40 | 43 | 46 | 47 | 48 | 53 | 43 | 43 | 43 | |
| D | 35 | 37 | 38 | 38 | 41 | 44 | 44 | 49 | 49 | 52 | 43 | | | |
| 10 | C | 28 | 33 | 35 | 38 | 39 | 40 | 43 | 43 | 46 | 46 | 39 | 37 | |
| D | 23 | 29 | 29 | 30 | 33 | 37 | 41 | 42 | 44 | 45 | 35 | | | |
| | | | | | | | | | | | | 全平均 | 48 | |



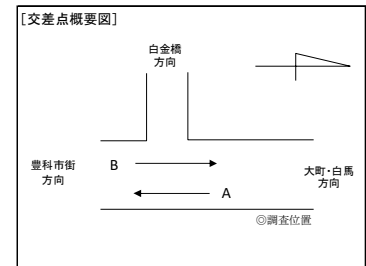
| 調査日 | | 平成29年2月23日(木) ~ 平成29年2月24日(金) | | | | | | | | | | | | |
|----------|------|-------------------------------|----|----|----|----|----|----|----|----|----|------|-----|----|
| 調査地点 | | 安曇橋南交差点(E, F) | | | | | | | | | | | | |
| 日付 | 観測時間 | 走行速度 (km/h) | | | | | | | | | | 平均速度 | | |
| | | 観測台数 | | | | | | | | | | 方向別 | 全体 | |
| | | 1 | 2 | 3 | 4 | 5 | 6 | 7 | 8 | 9 | 10 | | | |
| H29.2.23 | 11 | E | 33 | 35 | 36 | 36 | 37 | 38 | 39 | 39 | 41 | 42 | 38 | 37 |
| | | F | 29 | 31 | 32 | 33 | 36 | 36 | 37 | 38 | 41 | 41 | 35 | |
| | 12 | E | 33 | 36 | 37 | 38 | 38 | 42 | 43 | 43 | 45 | 47 | 40 | 40 |
| | | F | 38 | 39 | 39 | 39 | 40 | 41 | 42 | 42 | 43 | 44 | 41 | |
| | 13 | E | 26 | 26 | 27 | 34 | 34 | 35 | 37 | 37 | 37 | 42 | 34 | 35 |
| | | F | 30 | 31 | 31 | 32 | 34 | 35 | 35 | 40 | 45 | 48 | 36 | |
| | 14 | E | 31 | 37 | 37 | 38 | 38 | 39 | 40 | 40 | 41 | 44 | 39 | 39 |
| | | F | 35 | 35 | 35 | 36 | 37 | 37 | 39 | 43 | 45 | 47 | 39 | |
| | 15 | E | 29 | 30 | 30 | 31 | 32 | 33 | 39 | 40 | 45 | 49 | 36 | 36 |
| | | F | 32 | 35 | 36 | 36 | 36 | 39 | 39 | 39 | 39 | 40 | 37 | |
| | 16 | E | 31 | 31 | 33 | 34 | 35 | 37 | 39 | 40 | 41 | 49 | 37 | 38 |
| | | F | 34 | 37 | 37 | 37 | 39 | 39 | 39 | 41 | 42 | 46 | 39 | |
| | 17 | E | 33 | 37 | 41 | 41 | 42 | 43 | 44 | 46 | 47 | 47 | 42 | 42 |
| | | F | 28 | 31 | 36 | 39 | 40 | 42 | 43 | 51 | 52 | 60 | 42 | |
| | 18 | E | 32 | 34 | 35 | 37 | 42 | 45 | 45 | 47 | 49 | 51 | 42 | 42 |
| | | F | 38 | 38 | 41 | 41 | 42 | 43 | 44 | 44 | 45 | 45 | 42 | |
| | 19 | E | 25 | 31 | 32 | 32 | 32 | 36 | 38 | 39 | 45 | 48 | 36 | 36 |
| | | F | 29 | 29 | 30 | 33 | 35 | 36 | 38 | 38 | 41 | 43 | 35 | |
| | 20 | E | 30 | 31 | 34 | 34 | 35 | 39 | 41 | 48 | 54 | 55 | 40 | 40 |
| | | F | 33 | 34 | 35 | 37 | 38 | 38 | 41 | 45 | 46 | 47 | 39 | |
| | 21 | E | 36 | 36 | 38 | 41 | 42 | 43 | 44 | 44 | 45 | 49 | 42 | 42 |
| | | F | 37 | 37 | 39 | 40 | 41 | 45 | 45 | 46 | 47 | 53 | 43 | |
| | 22 | E | 23 | 30 | 31 | 34 | 34 | 37 | 40 | 41 | 41 | 46 | 36 | 37 |
| | | F | 33 | 33 | 36 | 36 | 38 | 39 | 40 | 43 | 44 | 47 | 39 | |
| 23 | E | 29 | 32 | 34 | 36 | 36 | 36 | 38 | 49 | 50 | 50 | 39 | 39 | |
| | F | 33 | 36 | 37 | 39 | 40 | 40 | 40 | 41 | 42 | 43 | 39 | | |
| H29.2.24 | 0 | E | 29 | 32 | 33 | 35 | | | | | | | 32 | 38 |
| | | F | 34 | 39 | 41 | 42 | 43 | 52 | | | | | 42 | |
| | 1 | E | 27 | 30 | 36 | 40 | 40 | | | | | | 35 | 37 |
| | | F | 30 | 32 | 36 | 43 | 45 | 45 | | | | | 39 | |
| | 2 | E | 37 | 38 | 48 | 52 | | | | | | | 44 | 38 |
| | | F | 37 | 43 | 47 | 0 | | | | | | | 32 | |
| | 3 | E | 32 | 38 | 38 | 39 | 41 | 45 | | | | | 39 | 39 |
| | | F | 38 | 39 | 40 | | | | | | | | 39 | |
| | 4 | E | 29 | 30 | 34 | 40 | 43 | 44 | 49 | 50 | | | 40 | 39 |
| | | F | 28 | 30 | 34 | 38 | 40 | 42 | 44 | 47 | | | 38 | |
| | 5 | E | 32 | 34 | 37 | 39 | 40 | 41 | 41 | 44 | 50 | 51 | 41 | 39 |
| | | F | 32 | 34 | 34 | 35 | 38 | 38 | 39 | 40 | 41 | 42 | 37 | |
| | 6 | E | 31 | 33 | 35 | 35 | 36 | 39 | 43 | 49 | 50 | 51 | 40 | 42 |
| | | F | 38 | 40 | 41 | 41 | 42 | 43 | 45 | 48 | 49 | 49 | 44 | |
| | 7 | E | 39 | 41 | 42 | 43 | 43 | 46 | 47 | 49 | 50 | 51 | 45 | 44 |
| | | F | 38 | 39 | 39 | 41 | 42 | 42 | 43 | 44 | 46 | 47 | 42 | |
| | 8 | E | 34 | 34 | 34 | 36 | 37 | 38 | 39 | 39 | 42 | 47 | 38 | 36 |
| | | F | 29 | 31 | 31 | 32 | 32 | 35 | 35 | 36 | 38 | 42 | 34 | |
| | 9 | E | 28 | 29 | 31 | 32 | 33 | 33 | 36 | 37 | 42 | 48 | 35 | 35 |
| | | F | 30 | 32 | 33 | 34 | 34 | 35 | 37 | 38 | 40 | 41 | 35 | |
| | 10 | E | 31 | 32 | 34 | 34 | 36 | 37 | 38 | 39 | 39 | 44 | 36 | 35 |
| | | F | 28 | 32 | 33 | 33 | 33 | 34 | 34 | 36 | 38 | 34 | 34 | |
| | | | | | | | | | | | | | 全平均 | 39 |



| 調査日 | | 平成29年2月23日(木) ~ 平成29年2月24日(金) | | | | | | | | | | | | |
|----------|------|-------------------------------|----|----|----|----|----|----|----|----|----|------|-----|----|
| 調査地点 | | 安曇橋南交差点(G, H) | | | | | | | | | | | | |
| 日付 | 観測時間 | 走行速度 (km/h) | | | | | | | | | | 平均速度 | | |
| | | 観測台数 | | | | | | | | | | 方向別 | 全体 | |
| | | 1 | 2 | 3 | 4 | 5 | 6 | 7 | 8 | 9 | 10 | | | |
| H29.2.23 | 11 | G | 32 | 41 | 41 | 42 | 42 | 43 | 44 | 45 | 46 | 51 | 43 | 41 |
| | | H | 28 | 33 | 36 | 36 | 38 | 38 | 39 | 41 | 46 | 48 | 38 | |
| | 12 | G | 36 | 37 | 39 | 39 | 39 | 40 | 43 | 46 | 46 | 51 | 42 | 42 |
| | | H | 32 | 35 | 36 | 38 | 38 | 40 | 43 | 47 | 50 | 56 | 42 | |
| | 13 | G | 31 | 31 | 32 | 36 | 36 | 39 | 41 | 42 | 45 | 55 | 39 | 42 |
| | | H | 40 | 40 | 41 | 41 | 44 | 44 | 45 | 50 | 52 | 54 | 45 | |
| | 14 | G | 36 | 39 | 40 | 44 | 44 | 45 | 46 | 47 | 54 | 62 | 46 | 44 |
| | | H | 36 | 39 | 39 | 42 | 44 | 44 | 45 | 45 | 46 | 46 | 43 | |
| | 15 | G | 32 | 32 | 35 | 37 | 42 | 44 | 44 | 46 | 48 | 49 | 41 | 43 |
| | | H | 37 | 41 | 42 | 44 | 45 | 46 | 47 | 47 | 47 | 51 | 45 | |
| | 16 | G | 33 | 35 | 38 | 40 | 41 | 43 | 49 | 49 | 50 | 51 | 43 | 43 |
| | | H | 31 | 33 | 37 | 38 | 39 | 40 | 48 | 52 | 55 | 60 | 43 | |
| | 17 | G | 36 | 36 | 40 | 41 | 43 | 46 | 47 | 53 | 55 | 59 | 46 | 44 |
| | | H | 38 | 39 | 40 | 41 | 41 | 41 | 42 | 43 | 44 | 49 | 42 | |
| | 18 | G | 33 | 35 | 39 | 39 | 41 | 42 | 43 | 43 | 44 | 47 | 41 | 41 |
| | | H | 24 | 35 | 35 | 38 | 39 | 39 | 41 | 47 | 53 | 55 | 41 | |
| | 19 | G | 37 | 37 | 38 | 39 | 39 | 40 | 41 | 44 | 52 | 59 | 43 | 44 |
| | | H | 33 | 38 | 39 | 40 | 43 | 43 | 46 | 49 | 50 | 66 | 45 | |
| | 20 | G | 39 | 40 | 41 | 42 | 43 | 44 | 45 | 51 | 53 | 55 | 45 | 47 |
| | | H | 41 | 44 | 45 | 46 | 47 | 48 | 51 | 52 | 55 | 59 | 49 | |
| | 21 | G | 39 | 42 | 43 | 43 | 45 | 46 | 47 | 49 | 51 | 59 | 46 | 48 |
| | | H | 41 | 42 | 46 | 46 | 48 | 48 | 50 | 55 | 57 | 60 | 49 | |
| | 22 | G | 32 | 34 | 39 | 40 | 40 | 43 | 44 | 45 | 45 | 46 | 41 | 41 |
| | | H | 31 | 34 | 37 | 40 | 40 | 41 | 42 | 44 | 49 | 57 | 42 | |
| 23 | G | 36 | 37 | 40 | 42 | 47 | 49 | 52 | 55 | 56 | 57 | 47 | 47 | |
| | H | 38 | 39 | 39 | 43 | 44 | 50 | 50 | 54 | 54 | 57 | 47 | | |
| H29.2.24 | 0 | G | 35 | 41 | 43 | 43 | 45 | 47 | 49 | 52 | 56 | 64 | 48 | 49 |
| | | H | 37 | 38 | 44 | 48 | 51 | 52 | 54 | 57 | 62 | 62 | 51 | |
| | 1 | G | 33 | 34 | 39 | 41 | 49 | 50 | 50 | 52 | 53 | 54 | 46 | 44 |
| | | H | 31 | 33 | 36 | 37 | 42 | 43 | 45 | 46 | 55 | 57 | 43 | |
| | 2 | G | 32 | 43 | 45 | 47 | 50 | 53 | 56 | 59 | 61 | 62 | 51 | 52 |
| | | H | 34 | 44 | 46 | 47 | 52 | 54 | 57 | 57 | 68 | 79 | 54 | |
| | 3 | G | 38 | 40 | 47 | 47 | 48 | 50 | 55 | 56 | 63 | 64 | 51 | 50 |
| | | H | 40 | 43 | 46 | 47 | 49 | 49 | 50 | 52 | 54 | 68 | 50 | |
| | 4 | G | 34 | 37 | 37 | 40 | 41 | 41 | 42 | 48 | 52 | 67 | 44 | 45 |
| | | H | 38 | 41 | 41 | 42 | 42 | 43 | 47 | 50 | 58 | 66 | 47 | |
| | 5 | G | 31 | 42 | 44 | 44 | 48 | 49 | 50 | 50 | 51 | 56 | 47 | 47 |
| | | H | 32 | 32 | 43 | 45 | 46 | 50 | 50 | 51 | 56 | 60 | 47 | |
| | 6 | G | 37 | 38 | 42 | 43 | 48 | 50 | 52 | 55 | 56 | 57 | 48 | 49 |
| | | H | 38 | 39 | 43 | 45 | 47 | 50 | 50 | 58 | 60 | 65 | 50 | |
| | 7 | G | 34 | 39 | 42 | 43 | 44 | 44 | 47 | 48 | 49 | 53 | 44 | 43 |
| | | H | 37 | 38 | 40 | 41 | 41 | 42 | 43 | 43 | 44 | 45 | 41 | |
| | 8 | G | 29 | 33 | 34 | 35 | 36 | 37 | 38 | 39 | 40 | 51 | 37 | 39 |
| | | H | 35 | 36 | 36 | 39 | 41 | 42 | 44 | 46 | 47 | 48 | 41 | |
| | 9 | G | 31 | 35 | 36 | 37 | 37 | 38 | 40 | 40 | 42 | 49 | 39 | 41 |
| | | H | 35 | 36 | 39 | 41 | 42 | 44 | 44 | 47 | 48 | 51 | 43 | |
| | 10 | G | 35 | 38 | 41 | 42 | 46 | 47 | 48 | 50 | 53 | 56 | 46 | 43 |
| | | H | 30 | 32 | 37 | 37 | 38 | 39 | 43 | 46 | 47 | 48 | 40 | |
| | | | | | | | | | | | | | 全平均 | 44 |

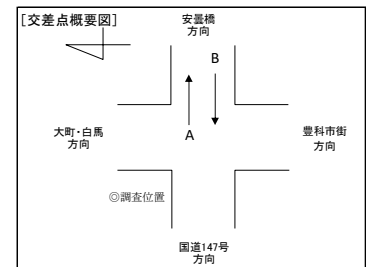


| 調査日 | | 平成29年2月23日(木) ~ 平成29年2月24日(金) | | | | | | | | | | | | |
|----------|------|-------------------------------|----|----|----|----|----|----|----|----|----|------|----|----|
| 調査地点 | | 白金橋東側交差点(A、B) | | | | | | | | | | | | |
| 日付 | 観測時間 | 走行速度 (km/h) | | | | | | | | | | 平均速度 | | |
| | | 観測台数 | | | | | | | | | | 方向別 | 全体 | |
| | | 1 | 2 | 3 | 4 | 5 | 6 | 7 | 8 | 9 | 10 | | | |
| H29.2.23 | 11 | A | 41 | 42 | 46 | 46 | 47 | 47 | 47 | 49 | 50 | 53 | 47 | 44 |
| | B | 34 | 36 | 37 | 42 | 43 | 43 | 43 | 44 | 45 | 47 | 41 | | |
| | 12 | A | 43 | 45 | 45 | 47 | 47 | 48 | 48 | 48 | 49 | 50 | 47 | 49 |
| | B | 41 | 44 | 47 | 48 | 48 | 50 | 51 | 53 | 58 | 62 | 50 | | |
| | 13 | A | 43 | 43 | 46 | 47 | 48 | 48 | 50 | 50 | 51 | 54 | 48 | 45 |
| | B | 35 | 37 | 41 | 42 | 42 | 43 | 43 | 47 | 47 | 48 | 43 | | |
| | 14 | A | 43 | 46 | 46 | 47 | 48 | 52 | 55 | 56 | 59 | 61 | 51 | 50 |
| | B | 42 | 44 | 46 | 47 | 48 | 50 | 50 | 51 | 58 | 60 | 50 | | |
| | 15 | A | 40 | 43 | 43 | 44 | 45 | 46 | 48 | 48 | 51 | 57 | 47 | 47 |
| | B | 41 | 44 | 46 | 46 | 47 | 48 | 48 | 49 | 51 | 58 | 48 | | |
| | 16 | A | 42 | 42 | 44 | 45 | 47 | 48 | 48 | 52 | 54 | 56 | 48 | 47 |
| | B | 41 | 42 | 43 | 43 | 44 | 46 | 47 | 48 | 52 | 55 | 46 | | |
| | 17 | A | 44 | 44 | 46 | 48 | 51 | 51 | 52 | 52 | 56 | 57 | 50 | 49 |
| | B | 37 | 43 | 47 | 47 | 49 | 50 | 51 | 52 | 54 | 58 | 49 | | |
| | 18 | A | 35 | 39 | 39 | 41 | 42 | 43 | 44 | 44 | 45 | 46 | 47 | 43 |
| | B | 35 | 39 | 39 | 41 | 42 | 44 | 45 | 48 | 50 | 55 | 44 | | |
| | 19 | A | 42 | 47 | 49 | 51 | 52 | 53 | 53 | 54 | 56 | 57 | 51 | 47 |
| | B | 32 | 35 | 36 | 37 | 41 | 45 | 46 | 48 | 55 | 57 | 43 | | |
| | 20 | A | 47 | 48 | 48 | 49 | 50 | 50 | 50 | 51 | 52 | 60 | 51 | 52 |
| | B | 47 | 47 | 49 | 50 | 53 | 54 | 56 | 57 | 58 | 59 | 53 | | |
| | 21 | A | 45 | 45 | 47 | 47 | 49 | 50 | 51 | 51 | 52 | 56 | 49 | 47 |
| | B | 32 | 37 | 40 | 45 | 46 | 47 | 47 | 50 | 50 | 51 | 45 | | |
| | 22 | A | 54 | 55 | 55 | 57 | 59 | 59 | 60 | 60 | 63 | 64 | 59 | 57 |
| B | 42 | 49 | 52 | 52 | 54 | 54 | 55 | 63 | 63 | 69 | 55 | | | |
| 23 | A | 29 | 31 | 32 | 32 | 32 | 35 | 35 | 35 | 36 | 39 | 34 | 32 | |
| B | 16 | 23 | 27 | 30 | 31 | 32 | 32 | 32 | 33 | 35 | 42 | 30 | | |
| H29.2.24 | 0 | A | 31 | 32 | 34 | 37 | 37 | 38 | 40 | 41 | 43 | 39 | 38 | |
| | B | 27 | 31 | 37 | 37 | 38 | 40 | 42 | 42 | 43 | 46 | 38 | | |
| | 1 | A | 27 | 27 | 29 | 30 | 30 | 32 | 34 | 35 | 37 | 42 | 33 | |
| | B | 26 | 29 | 30 | 31 | 31 | 32 | 33 | 35 | 37 | 45 | 39 | | |
| | 2 | A | 52 | 52 | 54 | 58 | 59 | 59 | 61 | 63 | 63 | 65 | 59 | 61 |
| | B | 49 | 55 | 58 | 60 | 60 | 62 | 68 | 68 | 71 | 74 | 63 | | |
| | 3 | A | 40 | 42 | 44 | 46 | 48 | 53 | 63 | 63 | 64 | 71 | 51 | 47 |
| | B | 27 | 28 | 29 | 31 | 33 | 48 | 50 | 53 | 60 | 63 | 42 | | |
| | 4 | A | 44 | 49 | 50 | 52 | 55 | 56 | 57 | 58 | 62 | 64 | 55 | 59 |
| | B | 45 | 53 | 57 | 58 | 62 | 64 | 69 | 70 | 73 | 77 | 63 | | |
| | 5 | A | 43 | 50 | 55 | 58 | 63 | 64 | 67 | 68 | 69 | 73 | 61 | 60 |
| | B | 49 | 51 | 53 | 61 | 63 | 63 | 63 | 64 | 64 | 65 | 60 | | |
| | 6 | A | 52 | 53 | 55 | 56 | 61 | 64 | 65 | 69 | 70 | 72 | 62 | 59 |
| | B | 51 | 52 | 53 | 53 | 54 | 56 | 56 | 60 | 61 | 64 | 56 | | |
| | 7 | A | 45 | 46 | 48 | 48 | 49 | 50 | 51 | 51 | 55 | 63 | 51 | 49 |
| | B | 32 | 45 | 46 | 48 | 48 | 49 | 51 | 51 | 52 | 54 | 48 | | |
| | 8 | A | 39 | 40 | 40 | 42 | 43 | 43 | 44 | 48 | 48 | 49 | 44 | 49 |
| | B | 50 | 51 | 53 | 53 | 53 | 54 | 55 | 56 | 57 | 58 | 54 | | |
| | 9 | A | 42 | 42 | 42 | 43 | 46 | 49 | 51 | 51 | 52 | 57 | 48 | 49 |
| | B | 44 | 46 | 48 | 48 | 49 | 49 | 49 | 54 | 55 | 60 | 50 | | |
| | 10 | A | 45 | 49 | 49 | 50 | 50 | 51 | 52 | 52 | 52 | 61 | 51 | 49 |
| | B | 32 | 39 | 46 | 46 | 49 | 49 | 50 | 50 | 51 | 53 | 47 | | |
| | 全平均 | | | | | | | | | | | | 48 | |

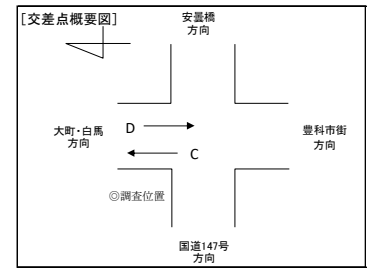


資料 8 冬季調査 車速 休日

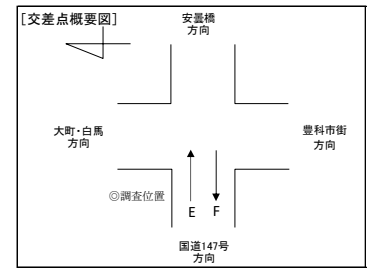
| 調査日 | | 平成29年1月14日(土) ~ 平成29年1月15日(日) | | | | | | | | | | | | |
|----------|------|-------------------------------|----|----|----|----|----|----|----|----|----|------|----|----|
| 調査地点 | | 安曇橋南交差点(A、B) | | | | | | | | | | | | |
| 日付 | 観測時間 | 走行速度 (km/h) | | | | | | | | | | 平均速度 | | |
| | | 観測台数 | | | | | | | | | | 方向別 | 全体 | |
| | | 1 | 2 | 3 | 4 | 5 | 6 | 7 | 8 | 9 | 10 | | | |
| H29.1.14 | 8 | A | 32 | 33 | 34 | 34 | 34 | 35 | 38 | 38 | 45 | 62 | 39 | 36 |
| | B | 28 | 30 | 31 | 32 | 34 | 34 | 34 | 34 | 35 | 42 | 33 | | |
| | 9 | A | 22 | 27 | 29 | 31 | 33 | 34 | 36 | 38 | 43 | 62 | 36 | 34 |
| | B | 26 | 29 | 29 | 30 | 33 | 33 | 33 | 34 | 39 | 39 | 33 | | |
| | 10 | A | 31 | 33 | 36 | 36 | 38 | 39 | 42 | 42 | 43 | 43 | 38 | 37 |
| | B | 26 | 29 | 31 | 32 | 34 | 39 | 40 | 40 | 45 | 46 | 36 | | |
| | 11 | A | 32 | 33 | 39 | 39 | 44 | 48 | 48 | 49 | 52 | 53 | 44 | 40 |
| | B | 26 | 30 | 31 | 32 | 34 | 34 | 36 | 42 | 46 | 49 | 36 | | |
| | 12 | A | 31 | 32 | 38 | 43 | 44 | 44 | 45 | 45 | 46 | 46 | 41 | 41 |
| | B | 28 | 32 | 38 | 38 | 43 | 43 | 44 | 44 | 44 | 45 | 46 | 40 | |
| | 13 | A | 28 | 37 | 37 | 42 | 43 | 44 | 44 | 44 | 47 | 45 | 41 | 42 |
| | B | 24 | 33 | 42 | 43 | 44 | 45 | 46 | 47 | 53 | 54 | 43 | | |
| | 14 | A | 34 | 35 | 35 | 35 | 36 | 38 | 39 | 40 | 41 | 45 | 38 | 37 |
| | B | 34 | 34 | 35 | 35 | 35 | 38 | 39 | 40 | 40 | 41 | 37 | | |
| | 15 | A | 34 | 37 | 38 | 38 | 39 | 40 | 41 | 42 | 43 | 46 | 40 | 40 |
| | B | 33 | 34 | 37 | 37 | 38 | 38 | 42 | 45 | 46 | 46 | 40 | | |
| | 16 | A | 36 | 37 | 39 | 41 | 41 | 42 | 42 | 43 | 49 | 53 | 42 | 42 |
| | B | 33 | 37 | 38 | 39 | 42 | 43 | 46 | 46 | 49 | 52 | 43 | | |
| | 17 | A | 36 | 38 | 39 | 41 | 42 | 43 | 43 | 44 | 49 | 52 | 43 | 41 |
| | B | 33 | 34 | 37 | 38 | 39 | 40 | 41 | 43 | 44 | 48 | 40 | | |
| | 18 | A | 24 | 25 | 26 | 27 | 28 | 29 | 29 | 32 | 33 | 35 | 29 | 29 |
| | B | 25 | 26 | 26 | 28 | 28 | 30 | 31 | 32 | 32 | 33 | 29 | | |
| | 19 | A | 25 | 29 | 30 | 30 | 34 | 34 | 34 | 37 | 38 | 41 | 33 | 33 |
| B | 22 | 33 | 34 | 34 | 34 | 34 | 35 | 35 | 37 | 38 | 34 | | | |
| 20 | A | 29 | 31 | 31 | 32 | 32 | 33 | 35 | 36 | 36 | 37 | 33 | 34 | |
| B | 32 | 33 | 33 | 34 | 34 | 35 | 35 | 37 | 37 | 38 | 35 | | | |
| 21 | A | 29 | 30 | 32 | 35 | 35 | 36 | 36 | 37 | 37 | 39 | 35 | 33 | |
| B | 25 | 27 | 31 | 32 | 33 | 33 | 34 | 34 | 36 | 37 | 32 | | | |
| 22 | A | 31 | 31 | 33 | 34 | 35 | 36 | 37 | 38 | 40 | 42 | 36 | 34 | |
| B | 23 | 27 | 29 | 31 | 32 | 33 | 35 | 36 | 37 | 40 | 32 | | | |
| 23 | A | 24 | 27 | 32 | 32 | 33 | 35 | 37 | 38 | 44 | 45 | 35 | 33 | |
| B | 26 | 27 | 28 | 28 | 30 | 31 | 32 | 32 | 32 | 38 | 30 | | | |
| H29.1.15 | 0 | A | 27 | 28 | 30 | 31 | 32 | 33 | 33 | 34 | 35 | 35 | 32 | 31 |
| | B | 28 | 28 | 28 | 29 | 30 | 30 | 31 | 31 | 32 | 35 | 30 | | |
| | 1 | A | 23 | 24 | 25 | 26 | 27 | 27 | 33 | 36 | 42 | 43 | 31 | 32 |
| | B | 23 | 23 | 25 | 26 | 31 | 33 | 34 | 42 | 43 | 47 | 33 | | |
| | 2 | A | 18 | 20 | 23 | 25 | 26 | 27 | 31 | | | | 24 | 28 |
| | B | 22 | 24 | 25 | 28 | 31 | 34 | 34 | 36 | 42 | | | 31 | |
| | 3 | A | 25 | 26 | 31 | 34 | 34 | 37 | | | | | 31 | 34 |
| | B | 29 | 36 | 37 | 38 | 38 | 43 | | | | | | 37 | |
| | 4 | A | 23 | 28 | 28 | 30 | 32 | 37 | 38 | 39 | 42 | | 33 | 30 |
| | B | 17 | 21 | 22 | 25 | 25 | 26 | 28 | 32 | 34 | 38 | 27 | | |
| | 5 | A | 22 | 27 | 27 | 28 | 29 | 31 | 33 | 34 | 35 | 41 | 31 | 31 |
| | B | 24 | 28 | 30 | 31 | 32 | 32 | 33 | 35 | 36 | 38 | 32 | | |
| | 6 | A | 24 | 25 | 27 | 27 | 32 | 35 | 35 | 37 | 41 | 44 | 33 | 32 |
| | B | 28 | 28 | 29 | 30 | 31 | 31 | 32 | 32 | 34 | 35 | 31 | | |
| 7 | A | 22 | 25 | 26 | 29 | 34 | 34 | 35 | 35 | 38 | 42 | 32 | 30 | |
| B | 22 | 23 | 23 | 24 | 24 | 24 | 29 | 32 | 34 | 37 | 27 | | | |
| 全平均 | | | | | | | | | | | | 35 | | |



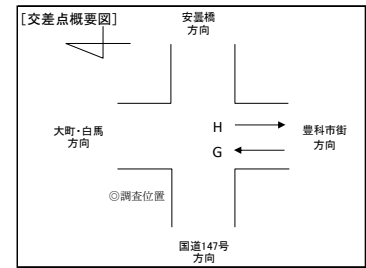
| 調査日 | | 平成29年1月14日(土) ~ 平成29年1月15日(日) | | | | | | | | | | | | |
|----------|------|-------------------------------|----|----|----|----|----|----|----|----|----|------|-----|----|
| 調査地点 | | 安曇橋南交差点(C, D) | | | | | | | | | | | | |
| 日付 | 観測時間 | 走行速度 (km/h) | | | | | | | | | | 平均速度 | | |
| | | 観測台数 | | | | | | | | | | 方向別 | 全体 | |
| | | 1 | 2 | 3 | 4 | 5 | 6 | 7 | 8 | 9 | 10 | | | |
| H29.1.14 | 8 | C | 34 | 35 | 35 | 35 | 36 | 37 | 37 | 38 | 39 | 41 | 37 | 39 |
| | | D | 37 | 37 | 40 | 41 | 41 | 42 | 43 | 44 | 46 | 49 | 42 | |
| | 9 | C | 35 | 37 | 39 | 40 | 46 | 47 | 48 | 51 | 54 | 56 | 45 | 44 |
| | | D | 34 | 35 | 38 | 43 | 43 | 45 | 45 | 46 | 47 | 54 | 43 | |
| | 10 | C | 32 | 33 | 36 | 39 | 42 | 44 | 45 | 48 | 49 | 51 | 42 | 42 |
| | | D | 32 | 36 | 39 | 41 | 41 | 44 | 44 | 46 | 49 | 54 | 43 | |
| | 11 | C | 35 | 40 | 41 | 41 | 46 | 48 | 49 | 53 | 56 | 58 | 47 | 45 |
| | | D | 37 | 37 | 41 | 41 | 43 | 43 | 44 | 46 | 52 | 52 | 44 | |
| | 12 | C | 32 | 41 | 43 | 44 | 45 | 45 | 46 | 48 | 50 | 50 | 44 | 43 |
| | | D | 26 | 38 | 41 | 42 | 43 | 44 | 45 | 45 | 45 | 46 | 42 | |
| | 13 | C | 43 | 44 | 45 | 47 | 48 | 48 | 49 | 49 | 50 | 51 | 47 | 45 |
| | | D | 29 | 34 | 42 | 44 | 44 | 45 | 47 | 47 | 48 | 52 | 43 | |
| | 14 | C | 38 | 40 | 40 | 41 | 42 | 47 | 47 | 48 | 49 | 53 | 45 | 43 |
| | | D | 37 | 38 | 39 | 40 | 40 | 41 | 41 | 42 | 43 | 45 | 41 | |
| | 15 | C | 41 | 42 | 44 | 45 | 45 | 46 | 46 | 47 | 48 | 52 | 46 | 46 |
| | | D | 41 | 42 | 44 | 45 | 45 | 46 | 46 | 47 | 48 | 56 | 46 | |
| | 16 | C | 39 | 41 | 44 | 47 | 48 | 49 | 51 | 51 | 52 | 53 | 48 | 46 |
| | | D | 39 | 41 | 42 | 42 | 43 | 45 | 47 | 48 | 50 | 53 | 45 | |
| | 17 | C | 32 | 33 | 39 | 41 | 43 | 44 | 44 | 47 | 48 | 52 | 42 | 43 |
| | | D | 34 | 38 | 40 | 40 | 41 | 45 | 47 | 49 | 52 | 54 | 44 | |
| | 18 | C | 27 | 30 | 31 | 32 | 38 | 39 | 40 | 42 | 45 | 47 | 37 | 34 |
| | | D | 23 | 24 | 25 | 25 | 29 | 30 | 31 | 32 | 37 | 45 | 30 | |
| | 19 | C | 30 | 34 | 36 | 39 | 40 | 44 | 44 | 44 | 49 | 49 | 41 | 38 |
| D | | 25 | 25 | 26 | 28 | 31 | 34 | 43 | 44 | 48 | 50 | 35 | | |
| 20 | C | 25 | 29 | 30 | 31 | 32 | 34 | 34 | 34 | 38 | 40 | 33 | 34 | |
| | D | 29 | 29 | 31 | 35 | 35 | 36 | 37 | 40 | 42 | 46 | 36 | | |
| 21 | C | 31 | 33 | 34 | 34 | 35 | 37 | 37 | 38 | 42 | 48 | 37 | 36 | |
| | D | 28 | 32 | 33 | 36 | 36 | 36 | 37 | 39 | 40 | 35 | 35 | | |
| 22 | C | 25 | 26 | 31 | 36 | 37 | 37 | 38 | 39 | 40 | 50 | 36 | 38 | |
| | D | 36 | 37 | 38 | 38 | 38 | 40 | 40 | 41 | 41 | 42 | 39 | | |
| 23 | C | 25 | 30 | 34 | 37 | 39 | 39 | 39 | 40 | 41 | 42 | 37 | 38 | |
| | D | 31 | 33 | 36 | 38 | 41 | 41 | 41 | 45 | 45 | 46 | 40 | | |
| H29.1.15 | 0 | C | 27 | 31 | 32 | 35 | 35 | 38 | 40 | 43 | 49 | 57 | 39 | 38 |
| | | D | 29 | 31 | 32 | 37 | 38 | 39 | 39 | 40 | 41 | 43 | 37 | |
| | 1 | C | 22 | 24 | 31 | 32 | 35 | 38 | 39 | 39 | 39 | 41 | 34 | 35 |
| | | D | 26 | 27 | 33 | 35 | 35 | 35 | 36 | 37 | 38 | 50 | 35 | |
| | 2 | C | 23 | 23 | 25 | 28 | 30 | 33 | 35 | 38 | 38 | 41 | 31 | 31 |
| | | D | 22 | 28 | 29 | 30 | 30 | 32 | 34 | | | | 29 | |
| | 3 | C | 40 | 42 | 43 | 44 | 45 | 46 | 48 | 53 | 56 | 57 | 47 | 47 |
| | | D | 39 | 40 | 40 | 41 | 41 | 48 | 52 | 57 | 63 | 63 | 47 | |
| | 4 | C | 38 | 39 | 41 | 42 | 43 | 44 | 45 | 47 | 48 | 49 | 44 | 46 |
| | | D | 41 | 43 | 46 | 48 | 48 | 50 | 50 | 52 | 56 | 57 | 49 | |
| | 5 | C | 33 | 38 | 39 | 42 | 42 | 43 | 44 | 49 | 51 | 51 | 43 | 41 |
| | | D | 29 | 32 | 34 | 35 | 35 | 43 | 44 | 46 | 47 | 51 | 40 | |
| | 6 | C | 29 | 31 | 33 | 34 | 38 | 39 | 39 | 41 | 44 | 47 | 38 | 39 |
| | | D | 27 | 31 | 39 | 40 | 41 | 41 | 42 | 46 | 52 | 53 | 41 | |
| | 7 | C | 31 | 33 | 33 | 36 | 38 | 41 | 41 | 42 | 43 | 45 | 38 | 36 |
| | | D | 24 | 28 | 29 | 29 | 32 | 34 | 39 | 39 | 40 | 44 | 34 | |
| | | | | | | | | | | | | | 全平均 | 40 |



| 調査日 | | 平成29年1月14日(土) ~ 平成29年1月15日(日) | | | | | | | | | | | | |
|----------|------|-------------------------------|----|----|----|----|----|----|----|----|----|------|-----|----|
| 調査地点 | | 安曇橋南交差点(E, F) | | | | | | | | | | | | |
| 日付 | 観測時間 | 走行速度 (km/h) | | | | | | | | | | 平均速度 | | |
| | | 観測台数 | | | | | | | | | | 方向別 | 全体 | |
| | | 1 | 2 | 3 | 4 | 5 | 6 | 7 | 8 | 9 | 10 | | | |
| H29.1.14 | 8 | E | 20 | 21 | 21 | 23 | 24 | 25 | 25 | 28 | 29 | 34 | 25 | 27 |
| | | F | 21 | 23 | 24 | 25 | 26 | 26 | 27 | 31 | 38 | 45 | 29 | |
| | 9 | E | 25 | 27 | 28 | 28 | 29 | 29 | 31 | 34 | 35 | 35 | 30 | 28 |
| | | F | 20 | 22 | 23 | 24 | 26 | 26 | 27 | 30 | 30 | 36 | 26 | |
| | 10 | E | 22 | 26 | 32 | 32 | 35 | 43 | 44 | 44 | 44 | 45 | 37 | 36 |
| | | F | 26 | 29 | 29 | 31 | 32 | 36 | 37 | 38 | 44 | 45 | 35 | |
| | 11 | E | 30 | 35 | 37 | 38 | 38 | 42 | 43 | 44 | 44 | 45 | 40 | 38 |
| | | F | 27 | 30 | 31 | 35 | 35 | 36 | 38 | 39 | 41 | 43 | 36 | |
| | 12 | E | 30 | 33 | 37 | 40 | 42 | 44 | 44 | 44 | 45 | 46 | 41 | 38 |
| | | F | 27 | 30 | 33 | 34 | 35 | 37 | 38 | 38 | 39 | 44 | 36 | |
| | 13 | E | 26 | 29 | 31 | 36 | 39 | 39 | 41 | 43 | 46 | 46 | 38 | 37 |
| | | F | 27 | 27 | 31 | 38 | 38 | 42 | 43 | 44 | 48 | 48 | 52 | |
| | 14 | E | 30 | 33 | 36 | 38 | 42 | 43 | 44 | 48 | 48 | 52 | 41 | 40 |
| | | F | 31 | 33 | 33 | 34 | 39 | 41 | 42 | 43 | 43 | 46 | 39 | |
| | 15 | E | 32 | 36 | 41 | 44 | 45 | 45 | 46 | 46 | 48 | 49 | 43 | 39 |
| | | F | 25 | 27 | 31 | 33 | 34 | 35 | 36 | 37 | 45 | 47 | 35 | |
| | 16 | E | 28 | 28 | 30 | 30 | 33 | 33 | 34 | 35 | 35 | 36 | 32 | 33 |
| | | F | 22 | 25 | 26 | 27 | 31 | 32 | 34 | 34 | 37 | 60 | 33 | |
| | 17 | E | 29 | 30 | 31 | 33 | 34 | 34 | 35 | 36 | 37 | 39 | 34 | 30 |
| | | F | 27 | 29 | 31 | 32 | 32 | 33 | 34 | 34 | 38 | 40 | 33 | |
| | 18 | E | 24 | 26 | 27 | 28 | 30 | 30 | 31 | 34 | 37 | 38 | 31 | 30 |
| | | F | 24 | 26 | 27 | 28 | 29 | 29 | 30 | 30 | 31 | 34 | 29 | |
| | 19 | E | 25 | 28 | 29 | 30 | 31 | 31 | 33 | 36 | 36 | 41 | 32 | 30 |
| F | | 24 | 24 | 26 | 26 | 27 | 31 | 31 | 31 | 33 | 33 | 29 | | |
| 20 | E | 21 | 25 | 26 | 29 | 29 | 29 | 31 | 32 | 32 | 33 | 29 | 31 | |
| | F | 29 | 30 | 32 | 33 | 33 | 33 | 34 | 34 | 34 | 35 | 33 | | |
| 21 | E | 33 | 33 | 33 | 33 | 33 | 34 | 34 | 34 | 34 | 34 | 34 | 30 | |
| | F | 24 | 24 | 25 | 26 | 27 | 27 | 28 | 28 | 29 | 34 | 27 | | |
| 22 | E | 17 | 20 | 23 | 26 | 26 | 28 | 29 | 32 | 33 | 34 | 27 | 28 | |
| | F | 24 | 25 | 26 | 26 | 26 | 29 | 31 | 32 | 33 | 36 | 29 | | |
| 23 | E | 22 | 23 | 27 | 28 | 29 | 31 | 31 | 31 | 45 | 47 | 31 | 32 | |
| | F | 28 | 29 | 30 | 30 | 31 | 32 | 34 | 41 | 42 | 43 | 33 | | |
| H29.1.15 | 0 | E | 21 | 22 | 23 | 32 | 34 | 36 | 38 | 38 | 39 | 31 | 31 | 30 |
| | | F | 24 | 24 | 25 | 26 | 27 | 28 | 29 | 31 | 31 | 40 | 29 | |
| | 1 | E | 31 | 35 | 38 | 38 | 40 | 42 | | | | | 37 | 35 |
| | | F | 27 | 29 | 31 | 32 | 34 | 34 | 38 | 39 | | | 33 | |
| | 2 | E | 25 | 45 | 46 | | | | | | | | 39 | 33 |
| | | F | 24 | 29 | 31 | | | | | | | | 28 | |
| | 3 | E | 27 | 28 | 32 | 37 | 45 | 51 | | | | | 37 | 36 |
| | | F | 29 | 33 | 42 | | | | | | | | 35 | |
| | 4 | E | 22 | 25 | 26 | 27 | 41 | | | | | | 28 | 28 |
| | | F | 24 | 27 | 29 | | | | | | | | 27 | |
| | 5 | E | 20 | 27 | 29 | 30 | 30 | 30 | 31 | 32 | 43 | | 20 | 30 |
| | | F | 24 | 27 | 28 | 31 | 31 | | | | | | 28 | |
| | 6 | E | 19 | 21 | 27 | 27 | 27 | 29 | 29 | 31 | 36 | 40 | 29 | 28 |
| | | F | 22 | 23 | 23 | 27 | 27 | 28 | 28 | 32 | 33 | 37 | 28 | |
| | 7 | E | 21 | 21 | 25 | 26 | 30 | 31 | 33 | 39 | 40 | 43 | 31 | 29 |
| | | F | 18 | 24 | 26 | 26 | 27 | 27 | 29 | 31 | 33 | 35 | 28 | |
| | | | | | | | | | | | | | 全平均 | 32 |



| 調査日 | | 平成29年1月14日(土) ~ 平成29年1月15日(日) | | | | | | | | | | | |
|----------|------|-------------------------------|-----|----|----|----|----|----|----|----|----|------|----|
| 調査地点 | | 安曇橋南交差点(G, H) | | | | | | | | | | | |
| 日付 | 観測時間 | 走行速度 (km/h) | | | | | | | | | | 平均速度 | |
| | | 観測台数 | | | | | | | | | | 方向別 | 全体 |
| | | 1 | 2 | 3 | 4 | 5 | 6 | 7 | 8 | 9 | 10 | | |
| H29.1.14 | 8 | G | 24 | 25 | 29 | 30 | 30 | 30 | 31 | 31 | 33 | 34 | 31 |
| | | H | 23 | 26 | 27 | 28 | 34 | 35 | 36 | 36 | 37 | 37 | |
| | 9 | G | 17 | 18 | 23 | 23 | 25 | 25 | 28 | 29 | 29 | 31 | 27 |
| | | H | 18 | 21 | 27 | 28 | 29 | 29 | 30 | 31 | 35 | 37 | |
| | 10 | G | 26 | 27 | 28 | 30 | 30 | 33 | 34 | 34 | 35 | 36 | 30 |
| | | H | 18 | 23 | 24 | 25 | 25 | 29 | 31 | 31 | 37 | 38 | |
| | 11 | G | 37 | 38 | 39 | 39 | 40 | 41 | 42 | 44 | 45 | 48 | 41 |
| | | H | 35 | 35 | 38 | 39 | 40 | 42 | 45 | 46 | 46 | 50 | |
| | 12 | G | 35 | 36 | 38 | 42 | 43 | 43 | 44 | 45 | 46 | 51 | 41 |
| | | H | 31 | 36 | 40 | 41 | 42 | 42 | 42 | 42 | 45 | 45 | |
| | 13 | G | 26 | 33 | 36 | 37 | 41 | 46 | 48 | 49 | 50 | 61 | 42 |
| | | H | 29 | 35 | 36 | 38 | 40 | 41 | 43 | 46 | 51 | 52 | |
| | 14 | G | 28 | 31 | 32 | 33 | 39 | 40 | 41 | 41 | 42 | 47 | 40 |
| | | H | 36 | 38 | 39 | 41 | 43 | 43 | 44 | 45 | 46 | 49 | |
| | 15 | G | 27 | 28 | 29 | 30 | 30 | 31 | 40 | 46 | 46 | 48 | 39 |
| | | H | 24 | 39 | 39 | 41 | 42 | 42 | 43 | 47 | 51 | 53 | |
| | 16 | G | 21 | 26 | 28 | 29 | 30 | 32 | 33 | 34 | 47 | 52 | 38 |
| | | H | 32 | 39 | 40 | 40 | 42 | 43 | 47 | 47 | 50 | 52 | |
| | 17 | G | 32 | 36 | 37 | 38 | 38 | 39 | 40 | 40 | 40 | 42 | 39 |
| | | H | 35 | 35 | 37 | 37 | 38 | 38 | 42 | 43 | 43 | 44 | |
| | 18 | G | 27 | 28 | 31 | 33 | 40 | 40 | 42 | 42 | 42 | 50 | 38 |
| | | H | 30 | 32 | 35 | 35 | 37 | 38 | 41 | 42 | 42 | 43 | |
| | 19 | G | 31 | 32 | 33 | 38 | 39 | 40 | 43 | 43 | 44 | 46 | 37 |
| H | | 26 | 30 | 30 | 32 | 34 | 37 | 40 | 42 | 42 | 46 | | |
| 20 | G | 31 | 32 | 32 | 32 | 34 | 34 | 35 | 36 | 37 | 38 | 35 | |
| | H | 29 | 32 | 33 | 34 | 34 | 34 | 36 | 44 | 44 | 47 | | |
| 21 | G | 27 | 29 | 30 | 32 | 36 | 38 | 39 | 42 | 42 | 49 | 35 | |
| | H | 25 | 27 | 30 | 30 | 33 | 34 | 34 | 35 | 36 | 43 | | |
| 22 | G | 21 | 22 | 24 | 27 | 29 | 29 | 31 | 33 | 41 | 47 | 32 | |
| | H | 22 | 24 | 26 | 30 | 31 | 32 | 36 | 38 | 43 | 46 | | |
| 23 | G | 23 | 27 | 29 | 29 | 30 | 33 | 35 | 39 | 47 | 49 | 34 | |
| | H | 25 | 27 | 28 | 31 | 33 | 34 | 35 | 38 | 40 | 44 | | |
| H29.1.15 | 0 | G | 36 | 39 | 39 | 40 | 41 | 44 | 45 | 46 | 47 | 53 | 43 |
| | | H | 32 | 34 | 35 | 40 | 41 | 46 | 47 | 47 | 51 | 59 | |
| | 1 | G | 38 | 39 | 44 | 45 | 47 | 48 | 56 | 57 | 58 | 58 | 46 |
| | | H | 28 | 39 | 41 | 41 | 44 | 45 | 46 | 46 | 52 | 55 | |
| | 2 | G | 24 | 32 | 33 | 34 | 36 | 41 | 44 | 50 | 52 | 54 | 38 |
| | | H | 24 | 29 | 29 | 30 | 32 | 32 | 37 | 40 | 46 | 51 | |
| | 3 | G | 31 | 32 | 33 | 33 | 35 | 40 | 44 | 44 | 51 | 53 | 40 |
| | | H | 22 | 28 | 29 | 29 | 29 | 38 | 44 | 45 | 49 | 56 | |
| | 4 | G | 26 | 28 | 29 | 30 | 32 | 34 | 41 | 41 | 43 | 43 | 38 |
| | | H | 22 | 29 | 34 | 37 | 41 | 44 | 46 | 47 | 50 | 55 | |
| | 5 | G | 25 | 30 | 37 | 40 | 41 | 44 | 49 | 50 | 50 | 55 | 43 |
| | | H | 34 | 37 | 37 | 39 | 41 | 42 | 46 | 49 | 52 | 54 | |
| | 6 | G | 25 | 29 | 35 | 36 | 37 | 40 | 40 | 41 | 49 | 51 | 39 |
| | | H | 28 | 33 | 34 | 37 | 38 | 38 | 42 | 43 | 50 | 51 | |
| | 7 | G | 31 | 31 | 32 | 32 | 36 | 37 | 39 | 43 | 44 | 45 | 37 |
| | | H | 29 | 30 | 33 | 33 | 34 | 35 | 40 | 44 | 44 | 44 | |
| | | | 全平均 | | | | | | | | | | 37 |



| 調査日 | | 平成29年1月14日(土) ~ 平成29年1月15日(日) | | | | | | | | | | | |
|----------|------|-------------------------------|-----|----|----|----|----|----|----|----|----|------|----|
| 調査地点 | | 白金橋東側交差点(A, B) | | | | | | | | | | | |
| 日付 | 観測時間 | 走行速度 (km/h) | | | | | | | | | | 平均速度 | |
| | | 観測台数 | | | | | | | | | | 方向別 | 全体 |
| | | 1 | 2 | 3 | 4 | 5 | 6 | 7 | 8 | 9 | 10 | | |
| H29.1.14 | 8 | A | 32 | 32 | 33 | 34 | 35 | 40 | 40 | 41 | 42 | 45 | 34 |
| | | B | 23 | 25 | 29 | 31 | 32 | 33 | 33 | 33 | 35 | 40 | |
| | 9 | A | 38 | 40 | 40 | 41 | 42 | 42 | 45 | 46 | 47 | 48 | 43 |
| | | B | 28 | 41 | 42 | 43 | 44 | 45 | 46 | 48 | 48 | 49 | |
| | 10 | A | 32 | 32 | 34 | 34 | 36 | 38 | 39 | 40 | 41 | 42 | 37 |
| | | B | 35 | 36 | 36 | 37 | 38 | 39 | 40 | 41 | 42 | 43 | |
| | 11 | A | 34 | 36 | 38 | 40 | 41 | 44 | 46 | 47 | 51 | 56 | 47 |
| | | B | 38 | 44 | 45 | 47 | 52 | 53 | 54 | 56 | 56 | 62 | |
| | 12 | A | 39 | 42 | 42 | 42 | 44 | 45 | 45 | 48 | 50 | 52 | 45 |
| | | B | 36 | 39 | 39 | 41 | 46 | 46 | 46 | 47 | 51 | 54 | |
| | 13 | A | 33 | 35 | 49 | 50 | 50 | 51 | 52 | 53 | 54 | 57 | 49 |
| | | B | 44 | 45 | 45 | 46 | 47 | 48 | 49 | 53 | 53 | 60 | |
| | 14 | A | 36 | 45 | 46 | 47 | 48 | 49 | 50 | 51 | 52 | 63 | 48 |
| | | B | 42 | 43 | 45 | 46 | 46 | 49 | 50 | 50 | 51 | 51 | |
| | 15 | A | 42 | 45 | 46 | 49 | 49 | 51 | 51 | 53 | 54 | 56 | 52 |
| | | B | 41 | 51 | 51 | 53 | 54 | 54 | 54 | 57 | 61 | 66 | |
| | 16 | A | 41 | 42 | 42 | 43 | 44 | 45 | 47 | 49 | 49 | 58 | 46 |
| | | B | 31 | 40 | 41 | 42 | 46 | 47 | 49 | 50 | 51 | 63 | |
| | 17 | A | 33 | 35 | 37 | 37 | 38 | 38 | 41 | 42 | 42 | 48 | 41 |
| | | B | 33 | 34 | 39 | 40 | 43 | 45 | 47 | 49 | 51 | 52 | |
| | 18 | A | 31 | 37 | 38 | 39 | 43 | 43 | 44 | 44 | 46 | 48 | 44 |
| | | B | 36 | 37 | 43 | 46 | 47 | 48 | 49 | 52 | 54 | 55 | |
| | 19 | A | 35 | 41 | 41 | 41 | 42 | 43 | 43 | 45 | 45 | 54 | 44 |
| B | | 41 | 42 | 42 | 42 | 44 | 44 | 48 | 50 | 50 | 55 | | |
| 20 | A | 32 | 32 | 33 | 33 | 37 | 38 | 39 | 40 | 42 | 50 | 38 | |
| | B | 32 | 33 | 35 | 36 | 37 | 37 | 40 | 42 | 49 | 49 | | |
| 21 | A | 34 | 34 | 34 | 35 | 35 | 38 | 40 | 42 | 43 | 50 | 40 | |
| | B | 34 | 34 | 36 | 37 | 37 | 38 | 43 | 45 | 51 | 62 | | |
| 22 | A | 34 | 36 | 36 | 38 | 39 | 40 | 40 | 43 | 43 | 55 | 40 | |
| | B | 34 | 34 | 34 | 35 | 35 | 37 | 39 | 45 | 47 | 55 | | |
| 23 | A | 34 | 35 | 36 | 36 | 38 | 39 | 42 | 42 | 47 | 49 | 40 | |
| | B | 34 | 35 | 37 | 38 | 38 | 38 | 44 | 47 | 47 | 49 | | |
| H29.1.15 | 0 | A | 36 | 38 | 38 | 47 | 49 | 54 | 55 | 57 | 57 | 60 | 48 |
| | | B | 36 | 42 | 42 | 46 | 47 | 48 | 49 | 52 | 53 | 58 | |
| | 1 | A | 37 | 40 | 42 | 43 | 44 | 44 | 47 | 50 | 50 | 51 | 48 |
| | | B | 39 | 44 | 44 | 51 | 51 | 52 | 54 | 54 | 57 | 60 | |
| | 2 | A | 36 | 38 | 39 | 48 | 48 | 49 | 49 | 49 | 50 | 52 | 46 |
| | | B | 38 | 40 | 41 | 44 | 45 | 47 | 48 | 49 | 50 | 59 | |
| | 3 | A | 33 | 33 | 37 | 40 | 40 | 41 | 45 | 50 | 53 | 55 | 45 |
| | | B | 39 | 40 | 41 | 43 | 44 | 46 | 49 | 54 | 54 | 55 | |
| | 4 | A | 36 | 44 | 44 | 45 | 46 | 47 | 47 | 48 | 50 | 47 | 47 |
| | | B | 45 | 46 | 47 | 47 | 47 | 49 | 50 | 53 | 55 | 55 | |
| | 5 | A | 39 | 41 | 43 | 44 | 47 | 48 | 51 | 53 | 55 | 60 | 46 |
| | | B | 37 | 38 | 38 | 39 | 40 | 43 | 45 | 48 | 50 | 52 | |
| | 6 | A | 41 | 42 | 43 | 43 | 45 | 46 | 47 | 49 | 51 | 55 | 46 |
| | | B | 42 | 43 | 43 | 45 | 46 | 46 | 47 | 48 | 49 | 51 | |
| | 7 | A | 37 | 38 | 38 | 39 | 40 | 41 | 41 | 42 | 42 | 43 | 44 |
| | | B | 40 | 41 | 43 | 45 | 47 | 47 | 49 | 49 | 53 | 55 | |
| | | | 全平均 | | | | | | | | | | 44 |

